Multilayer Chip Ferrite Inductor – SDFL Series

Operating Temp. : -40℃~+85℃

FEATURES

- Monolithic structure for high reliability
- Compact size inductor possible
- No cross coupling due to magnetic shield
- Perfect shape for mounting with no directionality
- Excellent solderability and high heat resistance for reflow soldering or wave soldering

APPLICATIONS

- Widely use in Communications, Video and audio equipment, Computer, Remote control, etc.

PRODUCT IDENTIFICATION

SDFL	1608	Q	1R0	K	T	F
①	②	③	④	⑤	⑥	⑦

①

Type	
SDFL	Chip Ferrite Inductor

②

External Dimensions (L×W) (mm)	
0603[0201]	0.6×0.3
1005 [0402]	1.0×0.5
1608 [0603]	1.6×0.8
2012 [0805]	2.0×1.25
3216 [1206]	3.2×1.6

③

Material Code
L, P, Q, S, T

④

Nominal Inductance	
Example	Nominal Value
47N	0.047μH
R10	0.1μH
1R0	1.0μH
※R=Decimal Point，N=nH	

⑤

Inductance Tolerance	
I	±7%
K	±10%
L	±15%
M	±20%

⑥

Packing	
T	Tape & Reel

⑦

Hazardous Substance Free Products
F

SHAPE AND DIMENSIONS

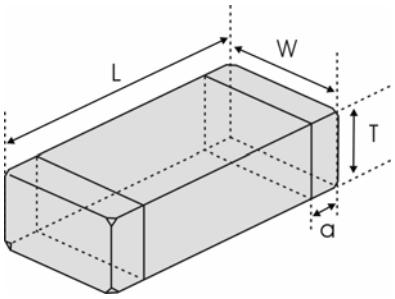

Unit: mm [inch]

Type	L	W	T	a
SDFL0603 [0201]	0.6±0.05 [.024±.002]	0.3±0.05 [.012±.002]	0.3±0.05 [.012±.002]	0.15±0.05 [.006±.002]
SDFL1005 [0402]	1.0±0.15 [.039±.006]	0.5±0.15 [.020±.006]	0.5±0.15 [.020±.006]	0.25±0.1 [.010±.004]
SDFL1608 [0603]	1.6±0.15 [.063±.006]	0.8±0.15 [.031±.006]	0.8±0.15 [.031±.006]	0.3±0.2 [.012±.008]
SDFL2012 [0805]	2.0 (+0.3, -0.1) [.079 (+.012, -.004)]	1.25±0.2 [.049±.008]	0.85±0.2 [.033±.008]	0.5±0.3 [.020±.012]
			1.25±0.2 [.049±.008]	
SDFL3216 [1206]	3.2±0.2 [.126±.008]	1.6±0.2 [.063±.008]	0.85±0.2 [.033±.008]	0.5±0.3 [.020±.012]
			1.1±0.2 [.043±.008]	

Sunlord Industrial Park, Dafuyuan Industrial Zone, Guanlan, Shenzhen, China 518110 **Tel**: 0086-755-29832660 **Fax**: 0086-755-82269029 **E-Mail**: sunlord@sunlordinc.com

SPECIFICATIONS

SDFL0603 TYPE

Part Number	Inductance	Min. Quality Factor	L, Q Test Freq.L/Q	Min.Self-resonant Frequency	Max. DC Resistance	Max. Rated Current	Thickness
Units	μH	-	MHz	MHz	Ω	mA	mm [inch]
Symbol	L	Q	Freq.	S.R.F	DCR	Ir	T
SDFL0603L80N□TF	0.08	10	50	300	1	10	0.3±0.05 [0.012±0.002]
SDFL0603LR12□TF	0.12	10	50	300	1.3	10	
SDFL0603LR18□TF	0.18	10	50	300	1.5	10	
SDFL0603QR12□TF	0.12	10	5	100	0.4	3	
SDFL0603QR15□TF	0.15	10	5	100	0.5	3	
SDFL0603QR18□TF	0.18	10	5	100	0.6	3	
SDFL0603QR22□TF	0.22	10	5	100	0.7	3	
SDFL0603QR27□TF	0.27	10	5	100	0.8	3	
SDFL0603QR33□TF	0.33	10	5	100	0.9	3	
SDFL0603QR39□TF	0.39	10	5	100	1.0	3	
SDFL0603QR47□TF	0.47	10	5	100	1.2	3	
SDFL0603QR56□TF	0.56	10	5	100	1.3	3	
SDFL0603QR68□TF	0.68	10	5	100	1.4	3	
SDFL0603QR82□TF	0.82	10	5	100	1.5	3	
SDFL0603Q1R0□TF	1.0	10	5	100	1.7	3	

SDFL1005 TYPE

Part Number	Inductance	Min. Quality Factor	L, Q Test Freq.L/Q	Min.Self-resonant Frequency	Max. DC Resistance	Max. Rated Current	Thickness
Units	μH	-	MHz	MHz	Ω	mA	mm [inch]
Symbol	L	Q	Freq.	S.R.F	DCR	Ir	T
SDFL1005L47N□TF	0.047	10	50	220	0.45	25	0.5±0.15 [.020±.006]
SDFL1005L68N□TF	0.068	10	50	210	0.45	25	
SDFL1005L82N□TF	0.082	10	50	200	0.45	25	
SDFL1005LR10□TF	0.1	10	25	200	0.8	25	
SDFL1005LR12□TF	0.12	10	25	165	0.8	25	
SDFL1005LR15□TF	0.15	10	25	140	0.9	25	
SDFL1005LR18□TF	0.18	10	25	120	0.9	25	
SDFL1005LR22□TF	0.22	10	25	110	1.2	25	
SDFL1005LR27□TF	0.27	15	25	95	1.2	25	
SDFL1005LR33□TF	0.33	15	25	85	1.25	18	
SDFL1005QR39□TF	0.39	20	10	85	0.6	15	
SDFL1005QR47□TF	0.47	20	10	80	0.7	15	
SDFL1005QR56□TF	0.56	20	10	75	0.8	15	
SDFL1005QR68□TF	0.68	20	10	70	0.9	15	
SDFL1005QR82□TF	0.82	20	10	65	0.9	15	
SDFL1005P1R0□TF	1.0	20	10	60	1.0	15	
SDFL1005P1R2□TF	1.2	20	10	55	1.25	15	
SDFL1005P1R5□TF	1.5	20	10	50	1.4	15	
SDFL1005P1R8□TF	1.8	20	10	45	1.55	15	
SDFL1005P2R2□TF	2.2	20	10	40	1.7	10	
SDFL1005Q1R0□TF	1.0	20	10	40	0.9	15	
SDFL1005Q1R2□TF	1.2	20	10	35	1.2	15	
SDFL1005Q1R5□TF	1.5	20	10	30	1.2	15	
SDFL1005Q1R8□TF	1.8	20	10	30	1.45	15	
SDFL1005Q2R2□TF	2.2	20	10	28	1.7	10	
SDFL1005Q2R7□TF	2.7	20	10	28	2.4	10	
SDFL1005Q3R3□TF	3.3	20	10	28	2.7	10	

Sunlord Industrial Park, Dafuyuan Industrial Zone, Guanlan, Shenzhen, China 518110 **Tel**: 0086-755-29832660 **Fax**: 0086-755-82269029 **E-Mail**: sunlord@sunlordinc.com

SPECIFICATIONS

SDFL1608 TYPE

Part Number	Inductance	Min. Quality Factor	L, Q Test Freq.L/Q	Min.Self-resonant Frequency	Max. DC Resistance	Max. Rated Current	Thickness
Units	μH	-	MHz	MHz	Ω	mA	mm [inch]
Symbol	L	Q	Freq.	S.R.F	DCR	Ir	T
SDFL1608L47N□TF	0.047	10	50	260	0.3	50	0.8±0.15 [.031±.006]
SDFL1608L68N□TF	0.068	10	50	250	0.3	50	
SDFL1608L82N□TF	0.082	10	50	245	0.3	50	
SDFL1608LR10□TF	0.1	15	25	240	0.5	50	
SDFL1608LR12□TF	0.12	15	25	205	0.5	50	
SDFL1608LR15□TF	0.15	15	25	180	0.6	50	
SDFL1608LR18□TF	0.18	15	25	165	0.6	50	
SDFL1608LR22□TF	0.22	15	25	150	0.8	50	
SDFL1608LR27□TF	0.27	15	25	136	0.8	50	
SDFL1608LR33□TF	0.33	15	25	125	0.85	35	
SDFL1608LR39□TF	0.39	15	25	110	1	35	
SDFL1608LR47□TF	0.47	15	25	105	1.35	35	
SDFL1608LR56□TF	0.56	15	25	95	1.55	35	
SDFL1608LR68□TF	0.68	15	25	90	1.7	35	
SDFL1608LR82□TF	0.82	15	25	85	2.1	35	
SDFL1608P1R0□TF	1.0	35	10	90	0.6	25	
SDFL1608P1R1□TF	1.1	35	10	90	0.6	25	
SDFL1608P1R2□TF	1.2	35	10	85	0.8	25	
SDFL1608P1R5□TF	1.5	35	10	80	0.8	25	
SDFL1608P1R8□TF	1.8	35	10	75	0.95	25	
SDFL1608P2R2□TF	2.2	35	10	70	1.15	15	
SDFL1608Q1R0□TF	1.0	35	10	75	0.6	25	
SDFL1608Q1R1□TF	1.1	35	10	75	0.6	25	
SDFL1608Q1R2□TF	1.2	35	10	65	0.8	25	
SDFL1608Q1R5□TF	1.5	35	10	60	0.8	25	
SDFL1608Q1R8□TF	1.8	35	10	55	0.95	25	
SDFL1608Q2R2□TF	2.2	35	10	50	1.15	15	
SDFL1608Q2R7□TF	2.7	35	10	45	1.35	15	
SDFL1608Q3R3□TF	3.3	35	10	40	1.55	15	
SDFL1608Q3R9□TF	3.9	35	10	35	1.7	15	
SDFL1608Q4R7□TF	4.7	35	10	33	2.1	15	
SDFL1608S5R6□TF	5.6	35	4	22	1.55	5	
SDFL1608S6R8□TF	6.8	35	4	20	1.7	5	
SDFL1608S8R2□TF	8.2	35	4	18	2.1	5	
SDFL1608S100□TF	10	30	2	17	1.85	3	
SDFL1608S120□TF	12	30	2	15	2.1	3	
SDFL1608T150□TF	15	20	1	14	1.7	1	
SDFL1608T180□TF	18	20	1	13	1.85	1	
SDFL1608T220□TF	22	20	1	11	2.1	1	
SDFL1608T270□TF	27	20	1	10	2.75	1	
SDFL1608T330□TF	33	20	1	9	2.95	1	

※□: Please specify the inductance tolerance code (K=±10%, M=±20%). The product with tolerance less than ±10%, ±20% is also available. Please contact your local sales.

Sunlord Industrial Park, Dafuyuan Industrial Zone, Guanlan, Shenzhen, China 518110 **Tel**: 0086-755-29832660 **Fax**: 0086-755-82269029 **E-Mail**: sunlord@sunlordinc.com

SPECIFICATIONS

SDFL2012 TYPE

Part Number	Inductance	Min. Quality Factor	L, Q Test Freq.L/Q	Min.Self-resonant Frequency	Max. DC Resistance	Max. Rated Current	Thickness
Units	μH	-	MHz	MHz	Ω	mA	mm [inch]
Symbol	L	Q	Freq.	S.R.F	DCR	Ir	T
SDFL2012L47N□TF	0.047	15	50	320	0.2	300	0.85±0.2 [.033±.008]
SDFL2012L68N□TF	0.068	15	50	280	0.2	300	
SDFL2012L82N□TF	0.082	15	50	255	0.2	300	
SDFL2012LR10□TF	0.1	20	25	235	0.3	250	
SDFL2012LR12□TF	0.12	20	25	220	0.3	250	
SDFL2012LR15□TF	0.15	20	25	200	0.4	250	
SDFL2012LR18□TF	0.18	20	25	185	0.4	250	
SDFL2012LR22□TF	0.22	20	25	170	0.5	250	
SDFL2012LR27□TF	0.27	20	25	150	0.5	250	
SDFL2012LR33□TF	0.33	20	25	145	0.55	250	
SDFL2012LR39□TF	0.39	25	25	135	0.65	200	
SDFL2012LR47□TF	0.47	25	25	125	0.65	200	
SDFL2012LR56□TF	0.56	25	25	115	0.75	150	
SDFL2012LR68□TF	0.68	25	25	105	0.8	150	
SDFL2012LR82□TF	0.82	25	25	100	1	150	
SDFL2012P1R0□TF	1.0	45	10	95	0.4	50	
SDFL2012P1R2□TF	1.2	45	10	85	0.5	50	
SDFL2012P1R5□TF	1.5	45	10	80	0.5	50	
SDFL2012P1R8□TF	1.8	45	10	75	0.6	50	
SDFL2012P2R2□TF	2.2	45	10	70	0.65	30	
SDFL2012Q1R0□TF	1.0	45	10	75	0.4	50	
SDFL2012Q1R1□TF	1.1	45	10	65	0.5	50	
SDFL2012Q1R2□TF	1.2	45	10	65	0.5	50	
SDFL2012Q1R5□TF	1.5	45	10	60	0.5	50	
SDFL2012Q1R8□TF	1.8	45	10	55	0.6	50	
SDFL2012Q2R2□TF	2.2	45	10	50	0.65	30	
SDFL2012Q2R4□TF	2.4	45	10	47	0.70	30	
SDFL2012Q2R7□TF	2.7	45	10	45	0.75	30	
SDFL2012Q3R3□TF	3.3	45	10	41	0.8	30	
SDFL2012Q3R9□TF	3.9	45	10	38	0.9	30	
SDFL2012Q4R7□TF	4.7	45	10	35	1	30	
SDFL2012S5R6□TF	5.6	50	4	32	0.9	15	
SDFL2012S6R8□TF	6.8	50	4	29	1	15	
SDFL2012S8R2□TF	8.2	50	4	26	1.1	15	
SDFL2012S100□TF	10	50	2	24	1.15	15	
SDFL2012S120□TF	12	50	2	22	1.25	15	
SDFL2012T150□TF	15	30	1	19	0.8	5	
SDFL2012T180□TF	18	30	1	18	0.9	5	
SDFL2012T220□TF	22	30	1	16	1.1	5	
SDFL2012T270□TF	27	30	1	14	1.15	5	1.25±0.2 [.049±.008]
SDFL2012T330□TF	33	30	1	13	1.25	5	
SDFL2012T390□TF	39	35	2	8	2.9	4	
SDFL2012T470□TF	47	35	2	7.5	3	4	

Sunlord Industrial Park, Dafuyuan Industrial Zone, Guanlan, Shenzhen, China 518110 **Tel**: 0086-755-29832660 **Fax**: 0086-755-82269029 **E-Mail**: sunlord@sunlordinc.com

SPECIFICATIONS

SDFL3216 TYPE

Part Number	Inductance	Min. Quality Factor	L, Q Test Freq.L/Q	Min.Self-resonant Frequency	Max. DC Resistance	Max. Rated Current	Thickness
Units	μH	-	MHz	MHz	Ω	mA	mm [inch]
Symbol	L	Q	Freq.	S.R.F	DCR	Ir	T
SDFL3216L47N□TF	0.047	20	50	320	0.15	300	0.85±0.2 [.033±.008]
SDFL3216L68N□TF	0.068	20	50	280	0.25	300	
SDFL3216LR10□TF	0.1	20	25	235	0.25	250	
SDFL3216LR12□TF	0.12	20	25	220	0.3	250	
SDFL3216LR15□TF	0.15	20	25	200	0.3	250	
SDFL3216LR18□TF	0.18	20	25	185	0.4	250	
SDFL3216LR22□TF	0.22	20	25	170	0.4	250	
SDFL3216LR27□TF	0.27	20	25	150	0.5	250	
SDFL3216LR33□TF	0.33	20	25	145	0.5	250	
SDFL3216LR39□TF	0.39	25	25	135	0.5	200	
SDFL3216LR47□TF	0.47	25	25	125	0.6	200	
SDFL3216LR56□TF	0.56	25	25	115	0.7	150	
SDFL3216LR68□TF	0.68	25	25	105	0.8	150	
SDFL3216LR82□TF	0.82	25	25	100	0.9	150	
SDFL3216Q1R0□TF	1.0	45	10	75	0.4	100	
SDFL3216Q1R2□TF	1.2	45	10	65	0.5	100	
SDFL3216Q1R5□TF	1.5	45	10	60	0.5	50	
SDFL3216Q1R8□TF	1.8	45	10	55	0.5	50	
SDFL3216Q2R2□TF	2.2	45	10	50	0.6	50	
SDFL3216Q2R7□TF	2.7	45	10	45	0.6	50	
SDFL3216Q3R3□TF	3.3	45	10	41	0.7	50	
SDFL3216Q3R9□TF	3.9	45	10	38	0.8	50	
SDFL3216Q4R7□TF	4.7	45	10	35	0.9	50	
SDFL3216S5R6□TF	5.6	50	4	32	0.7	25	
SDFL3216S6R8□TF	6.8	50	4	29	0.8	25	
SDFL3216S8R2□TF	8.2	50	4	26	0.9	25	
SDFL3216S100□TF	10	50	2	24	1	25	
SDFL3216S120□TF	12	50	2	22	1.05	15	
SDFL3216T150□TF	15	35	1	19	0.7	5	
SDFL3216T180□TF	18	35	1	18	0.7	5	
SDFL3216T220□TF	22	35	1	16	0.9	5	
SDFL3216T270□TF	27	35	1	14	0.9	5	
SDFL3216T330□TF	33	35	1	13	1.05	5	1.10±0.2 [.043±.008]
SDFL3216T390□TF	39	40	2	11	3	5	
SDFL3216T470□TF	47	40	2	10	3.4	5	

※□: Please specify the inductance tolerance code (I=±7%,K=±10%,L=±15%, M=±20%). The product with tolerance less than ±7% is also available. Please contact your local sales.

Sunlord Industrial Park, Dafuyuan Industrial Zone, Guanlan, Shenzhen, China 518110 **Tel**: 0086-755-29832660 **Fax**: 0086-755-82269029 **E-Mail**: sunlord@sunlordinc.com

TYPICAL ELECTRICAL CHARACTERISTICS

SDFL1005 TYPE

Inductance vs. DC Current Characteristics

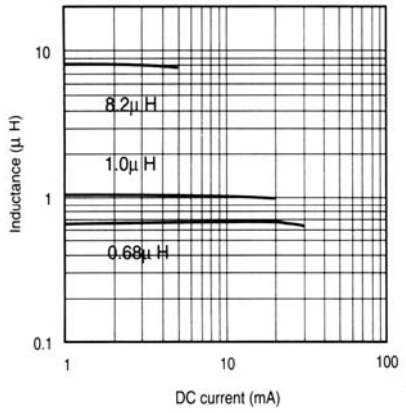

Inductance vs. Temperature Characteristics

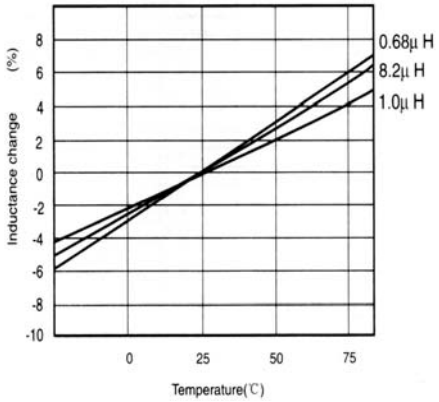

Q vs. Frequency Characteristics

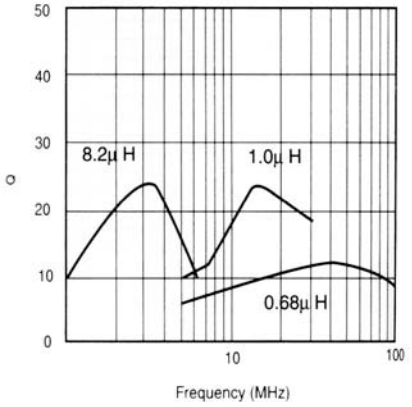

SDFL1608 TYPE

Inductance vs. DC Current Characteristics

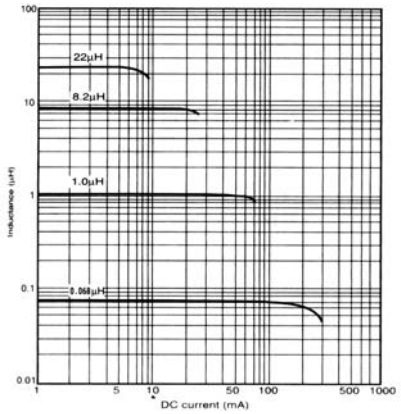

Inductance vs. Temperature Characteristics

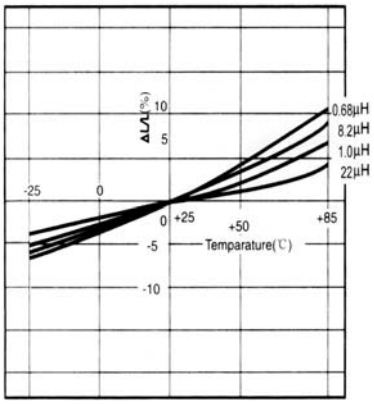

Q vs. Frequency Characteristics

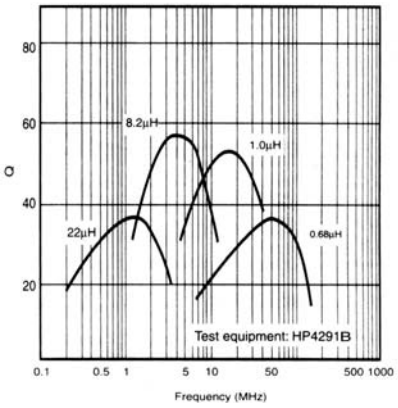

Sunlord Industrial Park, Dafuyuan Industrial Zone, Guanlan, Shenzhen, China 518110 **Tel**: 0086-755-29832660 **Fax**: 0086-755-82269029 **E-Mail**: sunlord@sunlordinc.com

TYPICAL ELECTRICAL CHARACTERISTICS

SDFL2012 Type

Inductance vs. DC Current Characteristics

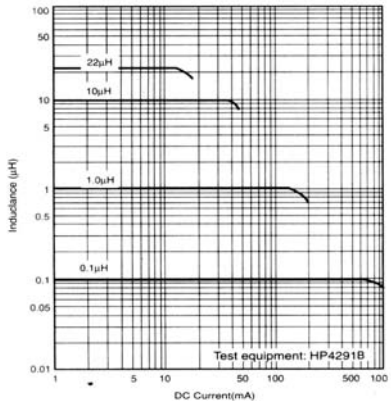

Inductance vs. Temperature Characteristics

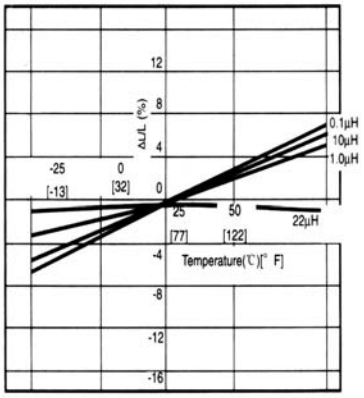

Q vs. Frequency Characteristics

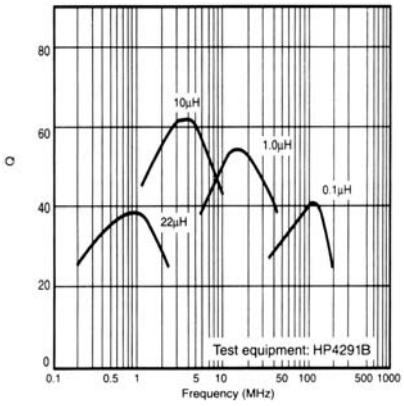

SDFL3216 Type

Inductance vs. DC Current Characteristics

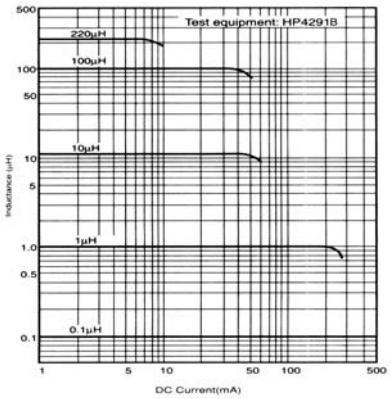

Inductance vs. Temperature Characteristics

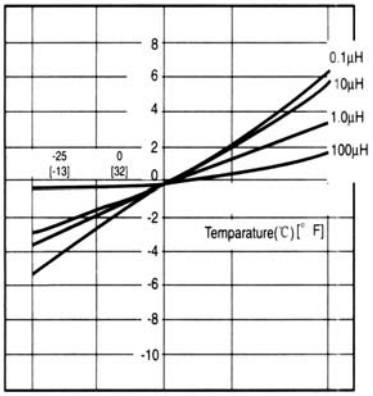

Q vs. Frequency Characteristics

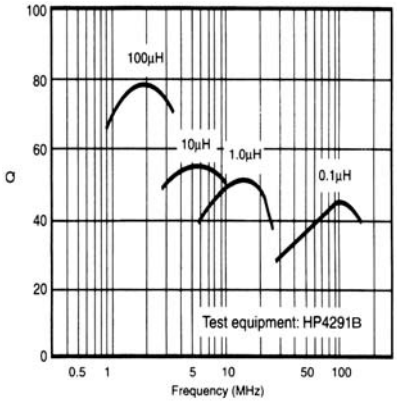

Sunlord Industrial Park, Dafuyuan Industrial Zone, Guanlan, Shenzhen, China 518110 **Tel**: 0086-755-29832660 **Fax**: 0086-755-82269029 **E-Mail**: sunlord@sunlordinc.com

Wire Wound Chip Ferrite Inductors – SDWL-F Series

Operating Temp. : -40℃~+105℃ (Including self-heating)

FEATURES

- Excellent solderability and suitable for surface mounting
- High inductance with ferrite material
- Tight inductance tolerance and stable inductance at high frequency
- Coils encapsulated in heat-proof resin making resistance to mechanical shock or pressure

APPLICATIONS

- Video cameras, hard disk drives, liquid crystal television sets, car audio equipment and other small-sized general electronic appliances

PRODUCT IDENTIFICATION

SDWL	2520	F	10N	J	T	F
①	②	③	④	⑤	⑥	⑦

①	Type
SDWL	Wire Wound Chip Inductor

②	External Dimensions [mm]
2520~3225	

③	Material Code
F	

⑤	Inductance Tolerance
J	±5%

④	Nominal Inductance
Example	Nominal Value
1R0	1.0μH
100	10μH
101	100μH

⑥	Packing
T	Tape Carrier Package

⑦	Hazardous Substance Free Products
F	

SHAPE AND DIMENSIONS

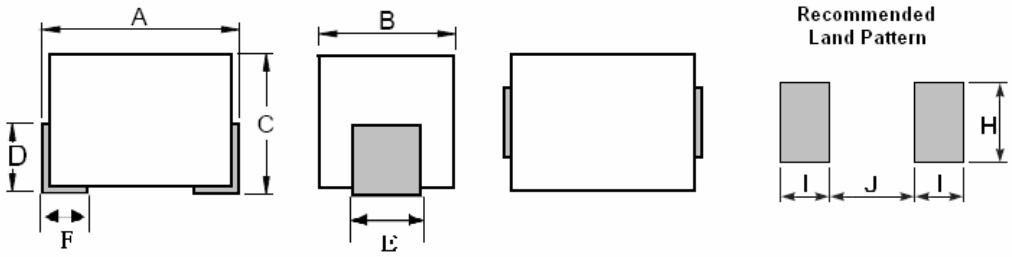

Unit: mm

Series	A	B	C	D typ.	E	F typ.	I typ.	J typ.	H typ.
SDWL2520F	2.5±0.2	2.0±0.2	1.8±0.2	0.5	1.4±0.1	0.4	1.0	1.5	1.5
SDWL3225F	3.2±0.4	2.5±0.2	2.2±0.2	0.5	1.9±0.1	0.4	1.2	2.0	2.0

Sunlord Industrial Park, Dafuyuan Industrial Zone, Guanlan, Shenzhen, China 518110 **Tel**: 0086-755-29832660 **Fax**: 0086-755-82269029 **E-Mail**: sunlord@sunlordinc.com

SPECIFICATIONS

SDWL2520F TYPE

Part Number	Inductance	Min. Quality Factor	L/Q Test Condition	Min. Self-resonant Frequency	Max. DC Resistance	Max. Rated Current
Units	μH	-	MHz	MHz	Ω	mA
Symbol	L	Q	Freq.	S.R.F	DCR	Ir
SDWL2520F10NJTF	0.01±5%	15	100	2150	0.26	530
SDWL2520F12NJTF	0.012±5%	15	100	2050	0.27	500
SDWL2520F15NJTF	0.015±5%	15	100	2000	0.29	480
SDWL2520F18NJTF	0.018±5%	15	100	1850	0.31	450
SDWL2520F22NJTF	0.022±5%	15	100	1650	0.37	420
SDWL2520F27NJTF	0.027±5%	15	100	1550	0.40	410
SDWL2520F33NJTF	0.033±5%	20	100	1450	0.42	400
SDWL2520F39NJTF	0.039±5%	20	100	1350	0.45	380
SDWL2520F47NJTF	0.047±5%	20	100	1200	0.50	360
SDWL2520F56NJTF	0.056±5%	20	100	1100	0.60	340
SDWL2520F68NJTF	0.068±5%	20	100	1050	0.65	320
SDWL2520F82NJTF	0.082±5%	20	100	900	0.75	300
SDWL2520FR10JTF	0.10±5%	20	100	800	0.80	280
SDWL2520FR12JTF	0.12±5%	30	25.2	700	0.30	550
SDWL2520FR15JTF	0.15±5%	30	25.2	550	0.35	500
SDWL2520FR18JTF	0.18±5%	30	25.2	500	0.40	460
SDWL2520FR22JTF	0.22±5%	30	25.2	450	0.50	430
SDWL2520FR27JTF	0.27±5%	30	25.2	425	0.55	420
SDWL2520FR33JTF	0.33±5%	30	25.2	400	0.60	400
SDWL2520FR39JTF	0.39±5%	30	25.2	375	0.65	375
SDWL2520FR47JTF	0.47±5%	30	25.2	350	0.68	350
SDWL2520FR56JTF	0.56±5%	30	25.2	325	0.75	325
SDWL2520FR68JTF	0.68±5%	30	25.2	300	0.85	300
SDWL2520FR82JTF	0.82±5%	30	25.2	260	1.00	260
SDWL2520F1R0JTF	1.0±5%	30	7.96	245	1.10	245
SDWL2520F1R2JTF	1.2±5%	30	7.96	230	1.20	230
SDWL2520F1R5JTF	1.5±5%	30	7.96	182	1.30	220
SDWL2520F1R8JTF	1.8±5%	30	7.96	135	1.45	210
SDWL2520F2R2JTF	2.2±5%	30	7.96	105	1.55	200
SDWL2520F2R7JTF	2.7±5%	30	7.96	70	1.70	195
SDWL2520F3R3JTF	3.3±5%	30	7.96	55	1.90	185
SDWL2520F3R9JTF	3.9±5%	30	7.96	48	2.10	180
SDWL2520F4R7JTF	4.7±5%	30	7.96	43	2.30	175
SDWL2520F5R6JTF	5.6±5%	25	7.96	42	2.50	170
SDWL2520F6R8JTF	6.8±5%	25	7.96	39	2.70	165
SDWL2520F8R2JTF	8.2±5%	25	7.96	36	3.05	160
SDWL2520F100JTF	10±5%	25	2.52	33	3.50	155
SDWL2520F120JTF	12±5%	25	2.52	30	3.80	150
SDWL2520F150JTF	15±5%	25	2.52	26	4.40	140
SDWL2520F180JTF	18±5%	25	2.52	24	4.80	130
SDWL2520F220JTF	22±5%	25	2.52	22	5.50	125
SDWL2520F270JTF	27±5%	25	2.52	21	6.30	115
SDWL2520F330JTF	33±5%	25	2.52	20	7.10	110
SDWL2520F390JTF	39±5%	20	2.52	18	9.50	90
SDWL2520F470JTF	47±5%	20	2.52	17	11.1	80
SDWL2520F560JTF	56±5%	20	2.52	16	12.1	75
SDWL2520F680JTF	68±5%	20	2.52	15	16.6	70
SDWL2520F820JTF	82±5%	20	2.52	13	19.0	66
SDWL2520F101JTF	100±5%	15	0.796	12	21.0	60

Sunlord Industrial Park, Dafuyuan Industrial Zone, Guanlan, Shenzhen, China 518110 **Tel**: 0086-755-29832660 **Fax**: 0086-755-82269029 **E-Mail**: sunlord@sunlordinc.com

SPECIFICATIONS

SDWL3225F TYPE

Part Number	Inductance	Min. Quality Factor	L/Q Test Condition	Min. Self-resonant Frequency	Max. DC Resistance	Max. Rated Current
Units	μH	-	MHz	MHz	Ω	mA
Symbol	L	Q	Freq.	S.R.F	DCR	Ir
SDWL3225F10NJTF	0.01±5%	15	100	2500	0.13	450
SDWL3225F12NJTF	0.012±5%	17	100	2300	0.14	450
SDWL3225F15NJTF	0.015±5%	19	100	2100	0.16	450
SDWL3225F18NJTF	0.018±5%	21	100	1900	0.18	450
SDWL3225F22NJTF	0.022±5%	23	100	1700	0.20	450
SDWL3225F27NJTF	0.027±5%	23	100	1500	0.22	450
SDWL3225F33NJTF	0.033±5%	25	100	1400	0.24	450
SDWL3225F39NJTF	0.039±5%	25	100	1300	0.27	450
SDWL3225F47NJTF	0.047±5%	26	100	1200	0.30	450
SDWL3225F56NJTF	0.056±5%	26	100	1100	0.33	450
SDWL3225F68NJTF	0.068±5%	27	100	1000	0.36	450
SDWL3225F82NJTF	0.082±5%	27	100	900	0.40	450
SDWL3225FR10JTF	0.10±5%	28	100	700	0.44	450
SDWL3225FR12JTF	0.12±5%	30	25.2	500	0.22	450
SDWL3225FR15JTF	0.15±5%	30	25.2	450	0.25	450
SDWL3225FR18JTF	0.18±5%	30	25.2	400	0.28	450
SDWL3225FR22JTF	0.22±5%	30	25.2	350	0.32	450
SDWL3225FR27JTF	0.27±5%	30	25.2	320	0.36	450
SDWL3225FR33JTF	0.33±5%	30	25.2	300	0.40	450
SDWL3225FR39JTF	0.39±5%	30	25.2	250	0.45	450
SDWL3225FR47JTF	0.47±5%	30	25.2	220	0.50	450
SDWL3225FR56JTF	0.56±5%	30	25.2	180	0.55	450
SDWL3225FR68JTF	0.68±5%	30	25.2	160	0.60	450
SDWL3225FR82JTF	0.82±5%	30	25.2	140	0.65	450
SDWL3225F1R0JTF	1.0±5%	30	7.960	120	0.70	400
SDWL3225F1R2JTF	1.2±5%	30	7.960	100	0.75	390
SDWL3225F1R5JTF	1.5±5%	30	7.960	85	0.85	370
SDWL3225F1R8JTF	1.8±5%	30	7.960	80	0.90	350
SDWL3225F2R2JTF	2.2±5%	30	7.960	75	1.00	320
SDWL3225F2R7JTF	2.7±5%	30	7.960	70	1.10	290
SDWL3225F3R3JTF	3.3±5%	30	7.960	60	1.20	260
SDWL3225F3R9JTF	3.9±5%	30	7.960	55	1.30	250
SDWL3225F4R7JTF	4.7±5%	30	7.960	50	1.50	220
SDWL3225F5R6JTF	5.6±5%	30	7.960	45	1.60	200
SDWL3225F6R8JTF	6.8±5%	30	7.960	40	1.80	180
SDWL3225F8R2JTF	8.2±5%	30	7.960	35	2.00	170
SDWL3225F100JTF	10±5%	30	2.520	30	2.10	150
SDWL3225F120JTF	12±5%	30	2.520	20	2.50	140
SDWL3225F150JTF	15±5%	30	2.520	20	2.80	130
SDWL3225F180JTF	18±5%	30	2.520	20	3.30	120
SDWL3225F220JTF	22±5%	30	2.520	20	3.70	110
SDWL3225F270JTF	27±5%	30	2.520	20	5.00	80
SDWL3225F330JTF	33±5%	30	2.520	17	5.60	70
SDWL3225F390JTF	39±5%	30	2.520	16	6.40	65
SDWL3225F470JTF	47±5%	30	2.520	15	7.00	60
SDWL3225F560JTF	56±5%	30	2.520	13	8.00	55
SDWL3225F680JTF	68±5%	30	2.520	12	9.00	50
SDWL3225F820JTF	82±5%	30	2.520	11	10.0	45

Sunlord Industrial Park, Dafuyuan Industrial Zone, Guanlan, Shenzhen, China 518110 **Tel**: 0086-755-29832660 **Fax**: 0086-755-82269029 **E-Mail**: sunlord@sunlordinc.com

SPECIFICATIONS

SDWL3225F TYPE

Part Number	Inductance	Min. Quality Factor	L/Q Test Condition	Min. Self-resonant Frequency	Max. DC Resistance	Max. Rated Current
Units	μH	-	MHz	MHz	Ω	mA
Symbol	L	Q	Freq.	S.R.F	DCR	Ir
SDWL3225F101JTF	100±5%	20	0.796	10	10.0	40
SDWL3225F121JTF	120±5%	20	0.796	10	11.0	70
SDWL3225F151JTF	150±5%	20	0.796	8	15.0	65
SDWL3225F181JTF	180±5%	20	0.796	7	17.0	60
SDWL3225F221JTF	220±5%	20	0.796	7	21.0	50
SDWL3225F271JTF	270±5%	20	0.796	6	28.0	45
SDWL3225F331JTF	330±5%	20	0.796	5	34.0	40
SDWL3225F391JTF	390±5%	20	0.796	5	36.0	35
SDWL3225F471JTF	470±5%	20	0.796	4	40.0	25

Sunlord Industrial Park, Dafuyuan Industrial Zone, Guanlan, Shenzhen, China 518110 **Tel**: 0086-755-29832660 **Fax**: 0086-755-82269029 **E-Mail**: sunlord@sunlordinc.com

Wire Wound Chip Ferrite Inductor – SDWL-FW Series

Operating Temp. : -40℃~+85℃



FEATURES

- Small chip suitable for surface mounting
- High inductance with ferrite material

APPLICATIONS

- Video cameras, liquid crystal television, and other electronic devices

PRODUCT IDENTIFICATION

SDWL	2012	FW	R27	J	S	T	F
①	②	③	④	⑤	⑥	⑦	⑧

①

Type	
SDWL	Wire Wound Chip Inductor

②

External Dimensions
1608 [0603]
2012 [0805]
2520 [1008]
3216 [1206]
3225 [1210]

③

Material Code	
FW	Ferrite

④

Nominal Inductance	
Example	Nominal Value
R27	270nH
2R7	2.7μH
270	27μH

⑤

Inductance Tolerance	
J	±5%
K	±10%
M	±20%

⑥

Feature Type	
S	Sn Plating Five-faces Coating

⑦

Packing	
T	Tape & Reel

⑧

Hazardous Substance Free Products
F

SHAPE AND DIMENSIONS

SDWL1608/2012/2520/3216/3225FW Type

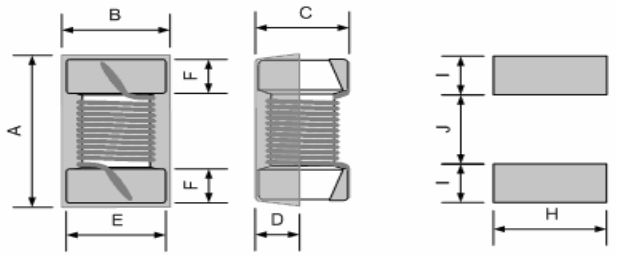

Unit: mm

Series	**A** Max.	**B** Max.	**C** Max.	**D** Ref.	**E**	**F**	**H** Ref.	**I** Ref.	**J** Ref.
SDWL1608FW	1.85	1.24	1.24	0.38	0.95±0.2	0.35±0.2	1.02	0.64	0.64
SDWL2012FW	2.29	1.73	1.55	0.50	1.27±0.2	0.51±0.2	1.78	1.02	0.76
SDWL2520FW	2.92	2.79	2.29	0.51	2.10±0.2	0.50±0.2	2.54	1.02	1.27
SDWL3216FW	3.56	2.16	1.52	0.51	1.60±0.2	0.50±0.2	1.93	1.02	1.78
SDWL3225FW	3.65	2.95	2.70	0.51	2.40±0.2	0.50±0.2	3.02	1.02	1.78

Sunlord Industrial Park, Dafuyuan Industrial Zone, Guanlan, Shenzhen, China 518110 **Tel**: 0086-755-29832660 **Fax**: 0086-755-82269029 **E-Mail**: sunlord@sunlordinc.com

SPECIFICATIONS

SDWL1608FW TYPE

Part Number	Inductance	Tolerance	Min. Quality Factor	L/Q Test Freq.	Min. Self-resonant Frequency	Max. DC Resistance	Max. Rated Current
Units	μH	-	-	MHz	MHz	Ω	mA
Symbol	L	-	Q	Freq.	S.R.F	DCR	Ir
SDWL1608FW47N□STF	0.047	J, K, M	12	7.9	1500	0.07	1400
SDWL1608FW85N□STF	0.085	J, K, M	12	7.9	1150	0.08	1000
SDWL1608FWR10□STF	0.10	J, K, M	12	7.9	1150	0.08	1400
SDWL1608FWR15□STF	0.15	J, K, M	12	7.9	1050	0.13	1100
SDWL1608FWR20□STF	0.20	J, K, M	12	7.9	950	0.15	1000
SDWL1608FWR25□STF	0.25	J, K, M	12	7.9	800	0.16	900
SDWL1608FWR27□STF	0.27	J, K, M	12	7.9	775	0.20	800
SDWL1608FWR33□STF	0.33	J, K, M	12	7.9	725	0.23	720
SDWL1608FWR39□STF	0.39	J, K, M	12	7.9	620	0.31	600
SDWL1608FWR47□STF	0.47	J, K, M	12	7.9	540	0.40	500
SDWL1608FWR56□STF	0.56	J, K, M	12	7.9	525	0.44	500
SDWL1608FWR68□STF	0.68	J, K, M	12	7.9	460	0.52	440
SDWL1608FWR78□STF	0.78	J, K, M	12	7.9	460	0.63	400
SDWL1608FWR82□STF	0.82	J, K, M	12	7.9	410	0.69	380
SDWL1608FW1R0□STF	1.0	J, K, M	12	7.9	190	0.81	370
SDWL1608FW1R2□STF	1.2	J, K, M	12	7.9	180	0.87	370
SDWL1608FW1R5□STF	1.5	J, K, M	12	7.9	160	0.96	350
SDWL1608FW1R8□STF	1.8	J, K, M	12	7.9	140	1.10	330
SDWL1608FW2R2□STF	2.2	J, K, M	12	7.9	100	1.20	300
SDWL1608FW2R7□STF	2.7	J, K, M	12	7.9	80	1.40	280
SDWL1608FW3R3□STF	3.3	J, K, M	12	7.9	60	1.50	280
SDWL1608FW3R9□STF	3.9	J, K, M	12	7.9	40	1.60	270
SDWL1608FW4R7□STF	4.7	J, K, M	12	7.9	40	2.10	240
SDWL1608FW5R6□STF	5.6	J, K, M	12	7.9	35	2.60	220
SDWL1608FW6R8□STF	6.8	J, K, M	12	7.9	35	3.10	200
SDWL1608FW7R8□STF	7.8	J, K, M	12	7.9	30	3.50	190
SDWL1608FW8R2□STF	8.2	J, K, M	12	7.9	30	3.60	180
SDWL1608FW100□STF	10	J, K, M	12	2.5	25	4.80	160

SDWL2012FW TYPE

Part Number	Inductance	Tolerance	Min. Quality Factor	L/Q Test Freq.	Min. Self-resonant Frequency	Max. DC Resistance	Max. Rated Current
Units	μH	-	-	MHz	MHz	Ω	mA
Symbol	L	-	Q	Freq.	S.R.F	DCR	Ir
SDWL2012FWR27□STF	0.27	J, K, M	15	25	550	0.91	350
SDWL2012FWR47□STF	0.47	J, K, M	8	100	500	0.72	300
SDWL2012FWR56□STF	0.56	J, K, M	15	25	360	0.60	145
SDWL2012FW1R0□STF	1.0	J, K, M	15	7.9	63	1.20	245
SDWL2012FW1R5□STF	1.5	J, K, M	15	7.9	60	1.45	225
SDWL2012FW1R8□STF	1.8	J, K, M	15	7.9	60	1.45	200
SDWL2012FW2R2□STF	2.2	J, K, M	10	7.9/50	200	2.50	100
SDWL2012FW3R3□STF	3.3	J, K, M	15	7.9	50	2.30	175
SDWL2012FW3R9□STF	3.9	J, K, M	10	7.9	50	2.50	80
SDWL2012FW4R7□STF	4.7	J, K, M	15	7.9	43	2.80	140
SDWL2012FW6R8□STF	6.8	J, K, M	15	7.9	36	3.40	115
SDWL2012FW8R2□STF	8.2	J, K, M	10	7.9/2.5	35	4.50	100
SDWL2012FW100□STF	10	J, K, M	10	2.5	30	4.70	98

Sunlord Industrial Park, Dafuyuan Industrial Zone, Guanlan, Shenzhen, China 518110 **Tel**: 0086-755-29832660 **Fax**: 0086-755-82269029 **E-Mail**: sunlord@sunlordinc.com

SPECIFICATIONS

SDWL2012FW TYPE

Part Number	Inductance	Tolerance	Min. Quality Factor	L/Q Test Freq.	Min. Self-resonant Frequency	Max. DC Resistance	Max. Rated Current
Units	μH	-	-	MHz	MHz	Ω	mA
Symbol	L	-	Q	Freq.	S.R.F	DCR	Ir
SDWL2012FW150□STF	15	J, K, M	10	2.5	23	6.50	80
SDWL2012FW220□STF	22	J, K, M	10	2.5	20	8.00	68
SDWL2012FW330□STF	33	J, K, M	10	2.5	17	10.70	60
SDWL2012FW470□STF	47	J, K, M	10	2.5	14	13.80	55
SDWL2012FW680□STF	68	J, K, M	8	2.5	11	17.50	40

SDWL2520FW TYPE

Part Number	Inductance	Tolerance	Min. Quality Factor	L/Q Test Freq.	Min. Self-resonant Frequency	Max. DC Resistance	Max. Rated Current
Units	μH	-	-	MHz	MHz	Ω	mA
Symbol	L	-	Q	Freq.	S.R.F	DCR	Ir
SDWL2520FWR33□STF	0.33	J, K, M	50	25/100	600	0.17	700
SDWL2520FW1R0□STF	1.0	J, K, M	20	7.9/50	250	0.8	600
SDWL2520FW1R2□STF	1.2	J, K, M	37	7.9/50	250	0.8	650
SDWL2520FW1R5□STF	1.5	J, K, M	35	7.9/50	190	0.76	630
SDWL2520FW1R8□STF	1.8	J, K, M	33	7.9/50	170	0.84	600
SDWL2520FW2R2□STF	2.2	J, K, M	30	7.9/50	150	1.15	520
SDWL2520FW2R7□STF	2.7	J, K, M	25	7.9/50	120	1.30	490
SDWL2520FW3R3□STF	3.3	J, K, M	23	7.9/50	100	1.70	450
SDWL2520FW3R9□STF	3.9	J, K, M	26	7.9/25	100	2.00	420
SDWL2520FW4R7□STF	4.7	J, K, M	31	7.9	60	1.68	400
SDWL2520FW5R6□STF	5.6	J, K, M	23	7.9	80	2.65	380
SDWL2520FW6R8□STF	6.8	J, K, M	20	7.9	60	3.00	360
SDWL2520FW8R2□STF	8.2	J, K, M	20	7.9	40	3.30	330
SDWL2520FW100□STF	10	J, K, M	15	7.9	40	2.95	300

SDWL3216FW TYPE

Part Number	Inductance	Tolerance	Min. Quality Factor	L/Q Test Freq.	Min. Self-resonant Frequency	Max. DC Resistance	Max. Rated Current
Units	μH	-	-	MHz	MHz	Ω	mA
Symbol	L	-	Q	Freq.	S.R.F	DCR	Ir
SDWL3216FW1R5□STF	1.5	J, K, M	25	7.9	260	1.20	320
SDWL3216FW1R8□STF	1.8	J, K, M	25	7.9	250	1.20	320
SDWL3216FW2R2□STF	2.2	J, K, M	25	7.9	240	1.30	300
SDWL3216FW2R7□STF	2.7	J, K, M	25	7.9	230	1.40	300
SDWL3216FW3R3□STF	3.3	J, K, M	25	7.9	200	1.50	280
SDWL3216FW3R9□STF	3.9	J, K, M	25	7.9	190	1.90	280
SDWL3216FW4R7□STF	4.7	J, K, M	25	7.9	170	2.20	280
SDWL3216FW5R6□STF	5.6	J, K, M	25	7.9	160	2.40	260
SDWL3216FW6R8□STF	6.8	J, K, M	25	7.9	150	2.80	240
SDWL3216FW8R2□STF	8.2	J, K, M	25	7.9	130	3.10	220
SDWL3216FW100□STF	10.0	J, K, M	25	7.9	120	4.00	200
SDWL3216FW120□STF	12.0	J, K, M	18	2.5	110	4.60	200
SDWL3216FW150□STF	15.0	J, K, M	16	2.5	90	8.20	160
SDWL3216FW180□STF	18.0	J, K, M	16	2.5	80	9.00	130

Sunlord Industrial Park, Dafuyuan Industrial Zone, Guanlan, Shenzhen, China 518110 **Tel**: 0086-755-29832660 **Fax**: 0086-755-82269029 **E-Mail**: sunlord@sunlordinc.com

SPECIFICATIONS

SDWL3225FW TYPE

Part Number	Inductance	Tolerance	Min. Quality Factor	L/Q Test Freq.	Min. Self-resonant Frequency	Max. DC Resistance	Max. Rated Current
Units	μH	-	-	MHz	MHz	Ω	mA
Symbol	L	-	Q	Freq.	S.R.F	DCR	Ir
SDWL3225FWR12□STF	0.12	J, K, M	30	25	500	0.22	450
SDWL3225FWR15□STF	0.15	J, K, M	30	25	450	0.40	450
SDWL3225FWR18□STF	0.18	J, K, M	30	25	400	0.28	450
SDWL3225FWR22□STF	0.22	J, K, M	30	25	350	0.32	450
SDWL3225FWR27□STF	0.27	J, K, M	30	25	320	0.36	450
SDWL3225FWR33□STF	0.33	J, K, M	30	25	300	0.40	450
SDWL3225FWR39□STF	0.39	J, K, M	30	25	250	0.45	450
SDWL3225FWR47□STF	0.47	J, K, M	30	25	220	0.50	450
SDWL3225FWR56□STF	0.56	J, K, M	30	25	180	0.55	450
SDWL3225FWR68□STF	0.68	J, K, M	30	25	160	0.60	450
SDWL3225FWR82□STF	0.82	J, K, M	30	25	140	0.65	450
SDWL3225FW1R0□STF	1.0	J, K, M	30	7.9	120	0.70	400
SDWL3225FW1R2□STF	1.2	J, K, M	30	7.9	100	0.75	390
SDWL3225FW1R5□STF	1.5	J, K, M	30	7.9	85	0.85	370
SDWL3225FW1R8□STF	1.8	J, K, M	30	7.9	80	0.90	350
SDWL3225FW2R2□STF	2.2	J, K, M	30	7.9	75	1.0	320
SDWL3225FW2R7□STF	2.7	J, K, M	30	7.9	70	1.1	290
SDWL3225FW3R3□STF	3.3	J, K, M	30	7.9	60	1.2	260
SDWL3225FW3R9□STF	3.9	J, K, M	30	7.9	55	1.3	250
SDWL3225FW4R7□STF	4.7	J, K, M	30	7.9	50	1.5	224
SDWL3225FW5R6□STF	5.6	J, K, M	30	7.9	45	1.6	204
SDWL3225FW6R8□STF	6.8	J, K, M	30	7.9	40	1.8	180
SDWL3225FW8R2□STF	8.2	J, K, M	30	7.9	35	2.0	170
SDWL3225FW100□STF	10	J, K, M	25	7.9	30	2.1	150
SDWL3225FW120□STF	12	J, K, M	25	7.9	20	2.5	140

※□: Please specify the inductance tolerance code (J=±5%, K=±10%, M=±20%).

Sunlord Industrial Park, Dafuyuan Industrial Zone, Guanlan, Shenzhen, China 518110 **Tel**: 0086-755-29832660 **Fax**: 0086-755-82269029 **E-Mail**: sunlord@sunlordinc.com

TYPICAL ELECTRICAL CHARACTERISTICS

SDWL1608FW TYPE

Inductance vs. Frequency Characteristics

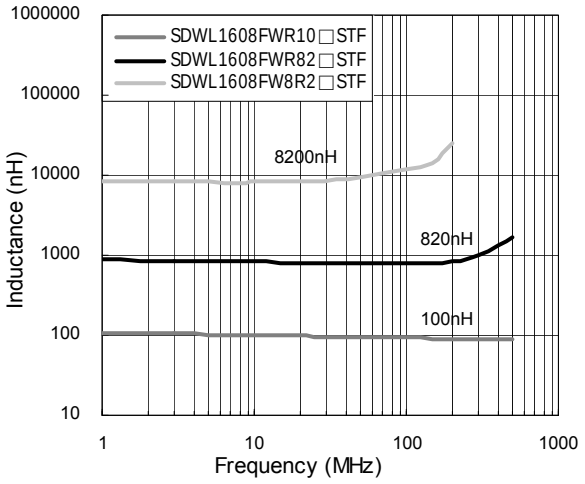

Q vs. Frequency Characteristics

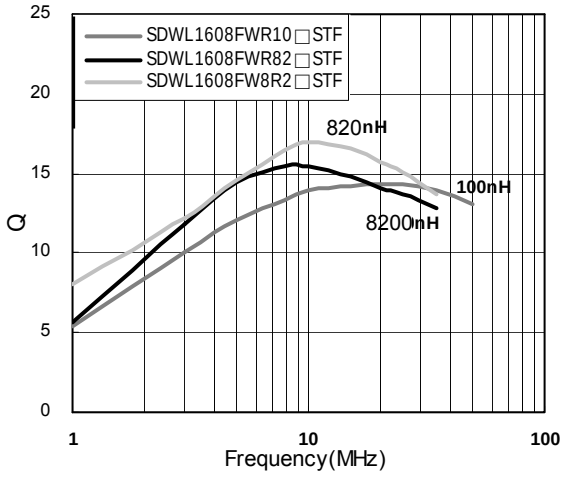

SDWL2012FW TYPE

Inductance vs. Frequency Characteristics

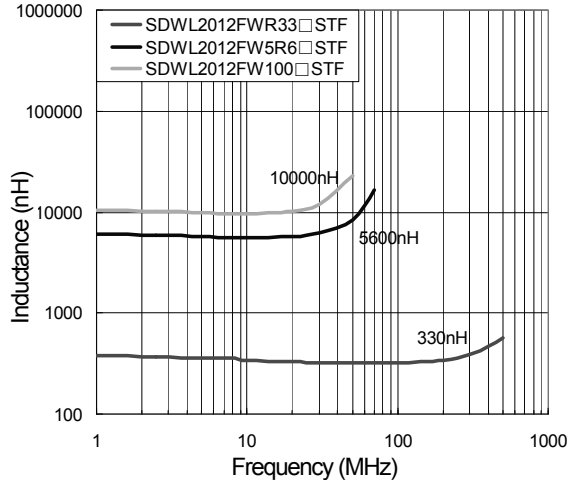

Q vs. Frequency Characteristics

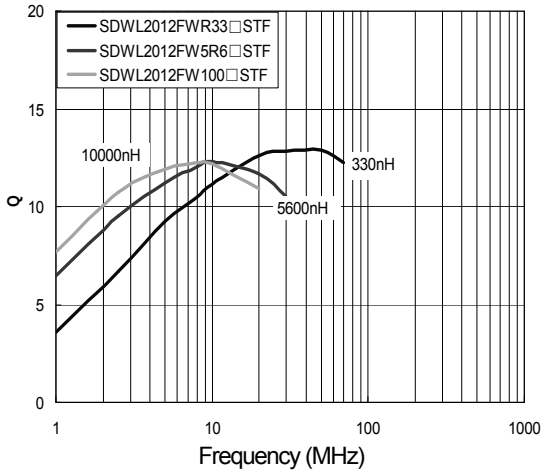

SDWL2520FW TYPE

Inductance vs. Frequency Characteristics

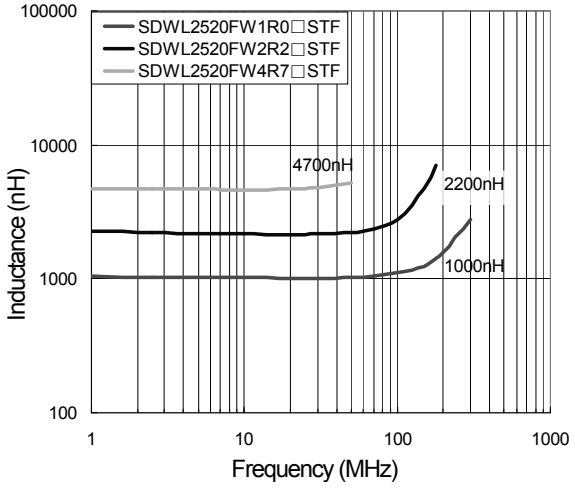

Q vs. Frequency Characteristics

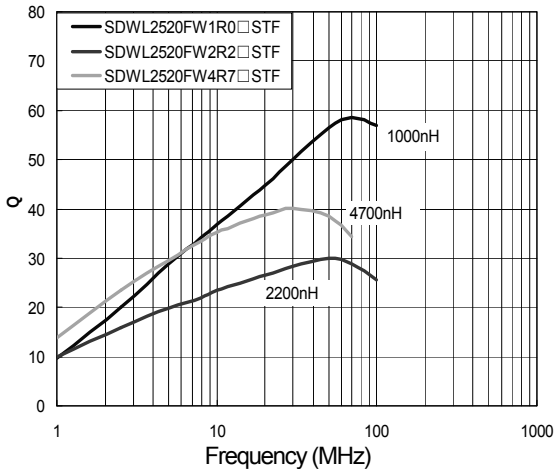

Sunlord Industrial Park, Dafuyuan Industrial Zone, Guanlan, Shenzhen, China 518110 **Tel**: 0086-755-29832660 **Fax**: 0086-755-82269029 **E-Mail**: sunlord@sunlordinc.com

TYPICAL ELECTRICAL CHARACTERISTICS

SDWL3216FW TYPE

Inductance vs. Frequency Characteristics

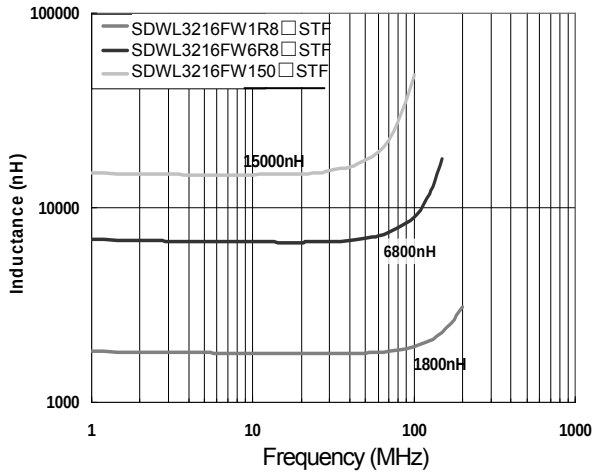

Q vs. Frequency Characteristics

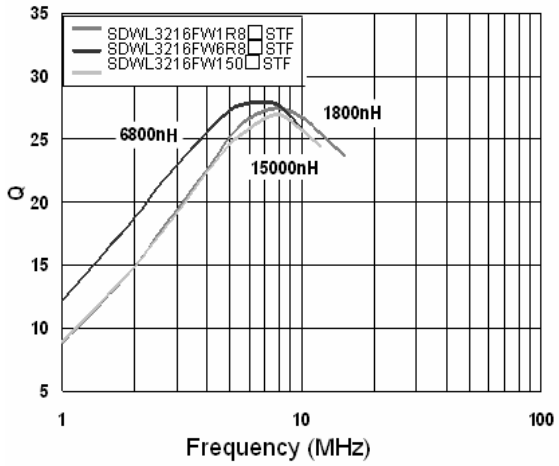

SDWL3225FW TYPE

Inductance vs. Frequency Characteristics

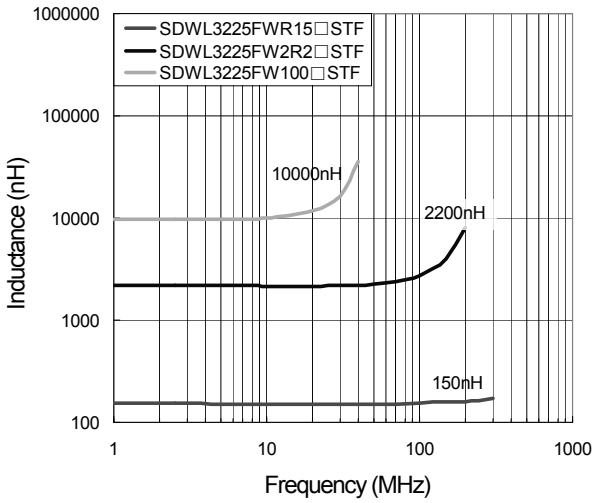

Q vs. Frequency Characteristics

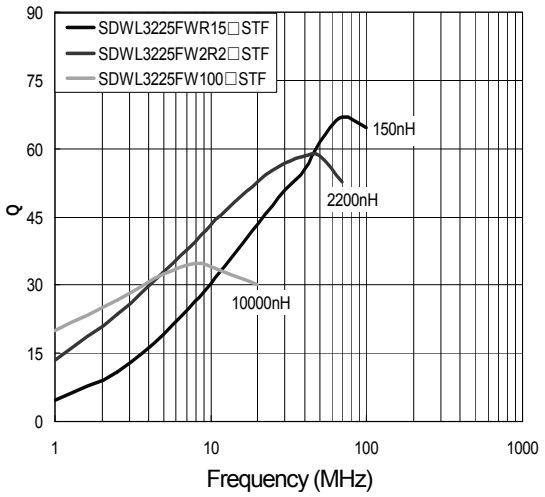

Sunlord Industrial Park, Dafuyuan Industrial Zone, Guanlan, Shenzhen, China 518110 **Tel**: 0086-755-29832660 **Fax**: 0086-755-82269029 **E-Mail**: sunlord@sunlordinc.com

Multilayer Chip Ceramic Inductor - SDCL0603Q-02 Series

Operating Temp. : SDCL0603Q-02 series: -55℃~+125℃

FEATURES

- Monolithic structure for high reliability
- High self-resonant frequency
- Excellent solderability and high heat resistance
- High Q factor

APPLICATIONS

- RF circuit in telecommunication and other equipments

PRODUCT IDENTIFICATION

SDCL	0603	Q	10N	J	T	02
①	②	③	④	⑤	⑥	⑦

①

Type	
SDCL	Chip Ceramic Inductor

②

External Dimensions (L×W) (mm)	
0603 [0201]	0.6×0.3

③

Characteristics Code
Q

④

Nominal Inductance	
Example	Nominal Value
3N9	3.9nH
10N	10nH
※R=小数点，N=nH	

⑤

Inductance Tolerance	
B	±0.1nH
C	±0.2nH
S	±0.3nH
G	±2%
H	±3%
J	±5%

⑥

Packing	
T	Tape & Reel

⑦

Serial Code
02

SHAPE AND DIMENSIONS

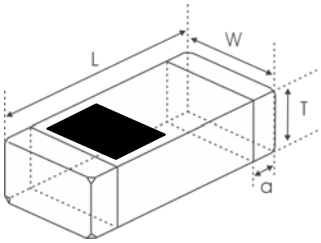

Unit: mm [inch]

Type	L	W	T	a
SDCL0603Q-02 [0201]	0.6±0.05 [.024±.002]	0.3±0.05 [.012±.002]	0.3±0.05 [.012±.002]	0.15±0.05 [.006±.002]

SPECIFICATIONS

SDCL0603Q-02 TYPE

Part Number	Inductance	Min. Quality Factor	L, Q Test Freq. L/Q	Typical Q @ Freq. (GHz)					Min. Self-resonant Frequency	Max.DC Resistance	Max. Rated Current	Thickness
				0.5	0.8	1.8	2.0	2.4				
Units	nH	-	MHz	-					MHz	Ω	mA	mm [inch]
Symbol	L	Q	Freq	Q					S.R.F	DCR	Ir	T
SDCL0603Q0N6□T02	0.6	13	500	>24	>32	>54	>57	>65	10000	0.06	600	0.3±0.05 [.012±.002]
SDCL0603Q0N7□T02	0.7	13	500	>24	>32	>54	>57	>65	10000	0.06	550	

Sunlord Industrial Park, Dafuyuan Industrial Zone, Guanlan, Shenzhen, China 518110 **Tel**: 0086-755-29832660 **Fax**: 0086-755-82269029 **E-Mail**: sunlord@sunlordinc.com

SPECIFICATIONS

SDCL0603Q-02 TYPE

Part Number	Inductance	Min. Quality Factor	L, Q Test Freq. L/Q	Typical Q @ Freq. (GHz)					Min. Self-resonant Frequency	Max.DC Resistance	Max. Rated Current	Thickness
				0.5	0.8	1.8	2.0	2.4				
Units	nH	-	MHz	-					MHz	Ω	mA	mm [inch]
Symbol	L	Q	Freq	Q					S.R.F	DCR	Ir	T
SDCL0603Q0N8□T02	0.8	13	500	>24	>32	>54	>57	>65	10000	0.07	550	
SDCL0603Q0N9□T02	0.9	13	500	>24	>32	>54	>57	>65	10000	0.07	550	
SDCL0603Q1N0□T02	1.0	13	500	24	32	54	57	65	10000	0.08	520	
SDCL0603Q1N1□T02	1.1	13	500	19	26	45	47	55	10000	0.11	440	
SDCL0603Q1N2□T02	1.2	13	500	19	25	43	44	52	10000	0.12	420	
SDCL0603Q1N3□T02	1.3	13	500	19	25	40	42	47	10000	0.12	420	
SDCL0603Q1N4□T02	1.4	13	500	19	24	39	41	47	10000	0.11	440	
SDCL0603Q1N5□T02	1.5	13	500	19	24	39	41	46	10000	0.12	420	
SDCL0603Q1N6□T02	1.6	13	500	19	24	39	41	46	10000	0.13	410	
SDCL0603Q1N7□T02	1.7	13	500	19	24	39	41	46	10000	0.15	380	
SDCL0603Q1N8□T02	1.8	13	500	19	24	39	41	46	10000	0.15	380	
SDCL0603Q1N9□T02	1.9	13	500	18	24	38	40	45	10000	0.18	350	
SDCL0603Q2N0□T02	2.0	13	500	17	24	38	39	44	10000	0.23	300	
SDCL0603Q2N1□T02	2.1	13	500	17	24	37	39	44	10000	0.24	300	
SDCL0603Q2N2□T02	2.2	13	500	17	24	38	40	43	10000	0.25	290	
SDCL0603Q2N3□T02	2.3	13	500	17	24	37	39	43	10000	0.20	330	
SDCL0603Q2N4□T02	2.4	13	500	17	23	36	38	42	10000	0.22	310	
SDCL0603Q2N5□T02	2.5	13	500	17	23	35	36	40	9600	0.20	330	
SDCL0603Q2N6□T02	2.6	13	500	17	22	34	35	39	9400	0.20	330	
SDCL0603Q2N7□T02	2.7	13	500	17	22	34	35	39	9200	0.22	310	
SDCL0603Q2N8□T02	2.8	13	500	17	22	34	35	39	8900	0.24	300	
SDCL0603Q2N9□T02	2.9	13	500	17	22	34	35	39	8800	0.26	280	
SDCL0603Q3N0□T02	3.0	13	500	17	22	34	35	39	8600	0.26	280	
SDCL0603Q3N1□T02	3.1	13	500	17	22	34	35	39	8500	0.28	270	0.3±0.05
SDCL0603Q3N2□T02	3.2	13	500	17	22	33	35	39	8200	0.28	270	[.012±.002]
SDCL0603Q3N3□T02	3.3	13	500	18	23	34	36	40	8100	0.30	270	
SDCL0603Q3N4□T02	3.4	13	500	17	23	33	35	39	8000	0.30	270	
SDCL0603Q3N5□T02	3.5	13	500	17	23	33	35	39	7900	0.34	250	
SDCL0603Q3N6□T02	3.6	13	500	16	23	33	35	39	7700	0.38	240	
SDCL0603Q3N7□T02	3.7	13	500	16	23	33	35	38	7600	0.40	230	
SDCL0603Q3N8□T02	3.8	13	500	16	22	33	35	38	7500	0.42	230	
SDCL0603Q3N9□T02	3.9	13	500	16	22	33	35	38	7400	0.42	230	
SDCL0603Q4N3□T02	4.3	13	500	16	21	32	34	37	6800	0.44	220	
SDCL0603Q4N7□T02	4.7	13	500	16	22	33	35	38	6200	0.45	220	
SDCL0603Q5N1□T02	5.1	13	500	17	22	34	36	38	5900	0.46	210	
SDCL0603Q5N6□T02	5.6	13	500	16	21	33	34	37	5500	0.46	210	
SDCL0603Q6N2□T02	6.2	13	500	18	23	34	35	37	5100	0.48	210	
SDCL0603Q6N8□T02	6.8	13	500	17	22	32	33	35	4900	0.50	200	
SDCL0603Q7N5□T02	7.5	13	500	16	21	31	33	34	4700	0.50	200	
SDCL0603Q8N2□T02	8.2	13	500	16	21	31	32	34	4300	0.56	190	
SDCL0603Q9N1□T02	9.1	13	500	16	20	30	31	32	4100	0.72	170	
SDCL0603Q10N□T02	10	13	500	16	20	28	29	31	3800	0.80	160	
SDCL0603Q12N□T02	12	13	500	16	20	27	28	28	3400	0.80	160	
SDCL0603Q15N□T02	15	13	500	15	19	24	24	23	2600	0.85	160	
SDCL0603Q18N□T02	18	13	500	15	19	23	24	22	2300	1.00	140	
SDCL0603Q22N□T02	22	13	500	15	19	22	23	20	1900	1.20	130	
SDCL0603Q27N□T02	27	13	500	15	19	15	13	8	1800	1.60	120	
SDCL0603Q33N□T02	33	11	300	14	15	8	5	-	1800	2.20	110	

Sunlord Industrial Park, Dafuyuan Industrial Zone, Guanlan, Shenzhen, China 518110 **Tel**: 0086-755-29832660 **Fax**: 0086-755-82269029 **E-Mail**: sunlord@sunlordinc.com

SPECIFICATIONS

SDCL0603Q-02 TYPE

Part Number	Inductance	Min.Quality Factor	L, Q Test Freq. L/Q	Typical Q @ Freq. (GHz)					Min. Self-resonant Frequency	Max.DC Resistance	Max. Rated Current	Thickness
				0.5	0.8	1.8	2.0	2.4				
Units	nH	-	MHz	-					MHz	Ω	mA	mm [inch]
Symbol	L	Q	Freq	Q					S.R.F	DCR	Ir	T
SDCL0603Q39N□T02	39	11	300	14	15	6	-	-	1600	2.30	100	0.3±0.05 [.012±.002]
SDCL0603Q47N□T02	47	11	300	14	15	-	-	-	1500	2.60	100	
SDCL0603Q56N□T02	56	11	300	13	13	-	-	-	1400	2.80	80	
SDCL0603Q68N□T02	68	11	300	13	11	-	-	-	1200	3.20	80	
SDCL0603Q82N□T02	82	10	300	12	10	-	-	-	1100	3.80	70	
SDCL0603QR10□T02	100	10	300	12	10	-	-	-	1000	4.00	60	

※□: Please specify the inductance tolerance. For L≤6.2nH, choose B=±0.1nH,C=±0.2nH or S=±0.3nH; For L>6.2nH, choose G=±2%, H=±3% or J=±5%.

Sunlord Industrial Park, Dafuyuan Industrial Zone, Guanlan, Shenzhen, China 518110 **Tel**: 0086-755-29832660 **Fax**: 0086-755-82269029 **E-Mail**: sunlord@sunlordinc.com

Multilayer Chip High Q Inductor – HQ Series

Operating Temp. : -55℃~+125℃

FEATURES

- Monolithic structure for high reliability
- High self-resonant frequency
- Excellent solderability and high heat resistance
- High Q value correspond to wire wound inductor

APPLICATIONS

- RF circuit in telecommunication and other equipments
- Mobile phones such as GSM, CDMA, PDC, etc.
- Bluetooth, W-LAN

PRODUCT IDENTIFICATION

HQ	1005	C	3N9	S	T
①	②	③	④	⑤	⑥

①

Type	
HQ	Chip High Q Inductor

②

External Dimensions (L×W) (mm)	
1005 [0402]	1.0×0.5

③

Material Code
C

④

Nominal Inductance	
Example	Nominal Value
3N9	3.9nH
10N	10nH
※N=nH	

⑤

Inductance Tolerance	
B	±0.1nH
C	±0.2nH
S	±0.3nH
G	±2%
H	±3%
J	±5%

⑥

Packing	
T	Tape & Reel

SHAPE AND DIMENSIONS

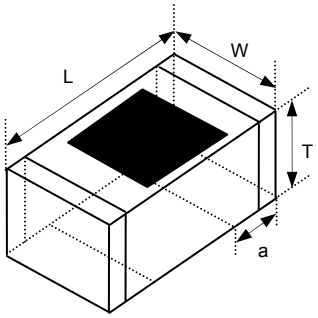

Unit: mm [inch]

Type	L	W	T	a
HQ1005 [0402]	1.0±0.15 [0.039±0.006]	0.6±0.15 [0.024±0.006]	0.5±0.15 [0.020±0.006]	0.25±0.1 [0.010±0.004]

Sunlord Industrial Park, Dafuyuan Industrial Zone, Guanlan, Shenzhen, China 518110 **Tel**: 0086-755-29832660 **Fax**: 0086-755-82269029 **E-Mail**: sunlord@sunlordinc.com

SPECIFICATIONS

HQ1005 TYPE

Part Number	Inductance	Min. Quality Factor	L, Q Test Freq. L/Q	Typical Q @ Freq. (MHz)				Min. Self-resonant Frequency	Max.DC Resistance	Max. Rated Current	Thickness
				100	250	900	1800				
Units	nH	-	MHz	-				MHz	Ω	mA	mm [inch]
Symbol	L	Q	Freq	Q				S.R.F	DCR	Ir	T
HQ1005C1N0□T	1.0	20	250	13	22	48	75	6000	0.05	1000	
HQ1005C1N2□T	1.2	20	250	13	22	48	75	6000	0.05	1000	
HQ1005C1N5□T	1.5	20	250	13	22	58	76	6000	0.05	1000	
HQ1005C1N8□T	1.8	20	250	13	22	49	78	6000	0.07	800	
HQ1005C2N0□T	2.0	20	250	14	23	49	82	6000	0.07	800	
HQ1005C2N2□T	2.2	20	250	14	23	49	82	6000	0.07	800	
HQ1005C2N4□T	2.4	20	250	14	23	47	78	6000	0.07	800	
HQ1005C2N5□T	2.5	20	250	14	23	47	78	6000	0.07	800	
HQ1005C2N7□T	2.7	20	250	14	23	48	82	6000	0.09	700	
HQ1005C2N9□T	2.9	20	250	14	23	48	82	6000	0.09	700	
HQ1005C3N0□T	3.0	20	250	14	23	50	84	6000	0.09	700	
HQ1005C3N3□T	3.3	20	250	14	24	52	90	6000	0.09	700	
HQ1005C3N6□T	3.6	20	250	15	24	55	95	6000	0.10	700	
HQ1005C3N9□T	3.9	20	250	15	25	50	89	6000	0.10	700	
HQ1005C4N1□T	4.1	20	250	15	25	49	86	6000	0.12	650	
HQ1005C4N3□T	4.3	20	250	15	25	49	86	6000	0.13	600	0.5±0.15
HQ1005C4N7□T	4.7	20	250	15	26	50	88	6000	0.13	600	[.020±.006]
HQ1005C5N1□T	5.1	20	250	15	26	49	84	5500	0.13	600	
HQ1005C5N6□T	5.6	20	250	15	27	50	84	5500	0.13	600	
HQ1005C5N8□T	5.8	20	250	15	27	50	82	5500	0.13	600	
HQ1005C6N2□T	6.2	20	250	15	27	50	80	5500	0.14	550	
HQ1005C6N8□T	6.8	22	250	15	27	55	89	5000	0.15	550	
HQ1005C7N3□T	7.3	22	250	15	27	54	90	5000	0.16	550	
HQ1005C7N5□T	7.5	22	250	15	27	54	90	5000	0.16	550	
HQ1005C8N2□T	8.2	22	250	15	27	56	84	5000	0.16	550	
HQ1005C8N7□T	8.7	22	250	15	27	53	80	5000	0.17	500	
HQ1005C9N1□T	9.1	22	250	15	27	53	79	4500	0.18	500	
HQ1005C9N5□T	9.5	22	250	15	27	52	77	4500	0.18	500	
HQ1005C10N□T	10	22	250	16	29	52	75	4500	0.18	500	
HQ1005C11N□T	11	22	250	16	28	52	71	4000	0.20	500	
HQ1005C12N□T	12	22	250	16	29	51	68	4000	0.20	500	
HQ1005C15N□T	15	22	250	16	29	50	60	4000	0.22	430	

※□: Please specify the inductance tolerance. For L≤6.2nH, choose B=±0.1nH or C=±0.2nH or S=±0.3nH; For L>6.2nH, choose G=±2% or H=±3% or J=±5%.

TYPICAL ELECTRICAL CHARACTERISTICS

HQ1005 TYPE

Inductance vs. Frequency Characteristics

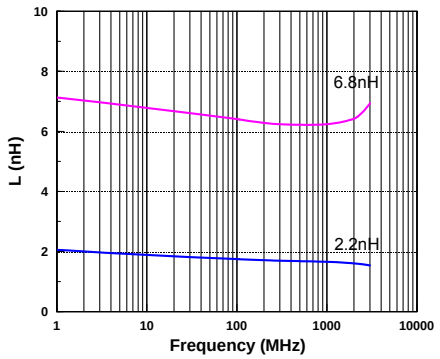

Q vs. Frequency Characteristics

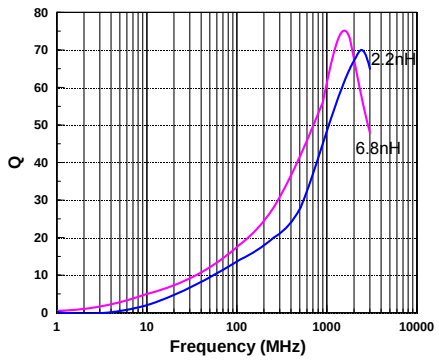

Sunlord Industrial Park, Dafuyuan Industrial Zone, Guanlan, Shenzhen, China 518110 **Tel**: 0086-755-29832660 **Fax**: 0086-755-82269029 **E-Mail**: sunlord@sunlordinc.com

Multilayer Chip Ceramic Inductor – SDCL-D Series

Operating Temp. : SDCL0603&1005 series: -55℃~+125℃
SDCL1608&2012 series: -40℃~+85℃

FEATURES

- Monolithic structure for high reliability
- High self-resonant frequency
- Excellent solderability and high heat resistance

APPLICATIONS

- RF circuit in telecommunication and other equipments

PRODUCT IDENTIFICATION

SDCL	1608	C	10N	J	T	D	F
①	②	③	④	⑤	⑥	⑦	⑧

①

Type	
SDCL	Chip Ceramic Inductor

②

External Dimensions (L×W) (mm)	
0603 [0201]	0.6×0.3
1005 [0402]	1.0×0.5
1608 [0603]	1.6×0.8
2012 [0805]	2.0×1.25

③

Material Code
C

④

Nominal Inductance	
Example	Nominal Value
3N9	3.9nH
10N	10nH
R10	100nH
※R= Decimal Point，N=nH	

⑤

Inductance Tolerance	
S	±0.3nH
J	±5%
K	±10%

⑥

Packing	
T	Tape & Reel

⑦

Internal Code
D

⑧

Hazardous Substance Free Products
F

SHAPE AND DIMENSIONS

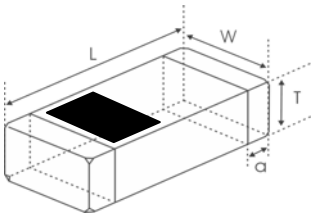

Fig.1

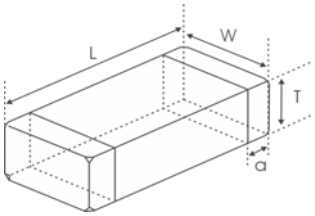

Fig.2

Unit: mm [inch]

Type	L	W	T	a	
SDCL0603 [0201]	0.6±0.05 [.024±.002]	0.3±0.05 [.012±.002]	0.3±0.05 [.012±.002]	0.15±0.05 [.006±.002]	Fig.1
SDCL1005 [0402]	1.0±0.15 [.039±.006]	0.5±0.15 [.020±.006]	0.5±0.15 [.020±.006]	0.25±0.1 [.010±.004]	
SDCL1608 [0603]	1.6±0.15 [.063±.006]	0.8±0.15 [.031±.006]	0.8±0.15 [.031±.006]	0.3±0.2 [.012±.008]	Fig.2
	1.65±0.15 [.065±.006]				
SDCL2012 [0805]	2.0±0.2 [.079±.008]	1.25±0.2 [.049±.008]	0.85±0.2 [.033±.008]	0.5±0.2 [.020±.008]	

Sunlord Industrial Park, Dafuyuan Industrial Zone, Guanlan, Shenzhen, China 518110 **Tel**: 0086-755-29832660 **Fax**: 0086-755-82269029 **E-Mail**: sunlord@sunlordinc.com

SPECIFICATIONS

SDCL0603-D TYPE

Part Number	Inductance	Min.Quality Factor	L, Q Test Freq. L/Q	Typical Q @ Freq. (MHz)						Min. Self-resonant Frequency	Max. DC Resistance	Max. Rated Current	Thickness
				100	300	500	800	1000	1800				
Units	nH	-	MHz	-						MHz	Ω	mA	mm [inch]
Symbol	L	Q	Freq	Q						S.R.F	DCR	Ir	T
SDCL0603C1N0STDF	1.0±0.3	4	100	5	8	12	16	18	23	>6000	0.15	550	0.3±0.05 [.012±.002]
SDCL0603C1N1STDF	1.1±0.3	4	100	5	8	11	15	17	22	>6000	0.15	550	
SDCL0603C1N2STDF	1.2±0.3	4	100	5	8	11	14	16	21	>6000	0.16	550	
SDCL0603C1N3STDF	1.3±0.3	4	100	5	8	11	14	16	21	>6000	0.16	550	
SDCL0603C1N5STDF	1.5±0.3	4.5	100	5	8	11	14	16	21	>6000	0.20	500	
SDCL0603C1N6STDF	1.6±0.3	4.5	100	5	8	11	14	16	20	>6000	0.22	440	
SDCL0603C1N8STDF	1.8±0.3	4.5	100	5	8	11	15	17	21	>6000	0.25	420	
SDCL0603C2N0STDF	2.0±0.3	4.5	100	5	9	11	15	17	21	>6000	0.25	400	
SDCL0603C2N2STDF	2.2±0.3	4.5	100	5	9	12	16	18	22	>6000	0.26	400	
SDCL0603C2N4STDF	2.4±0.3	4.5	100	5	9	12	16	18	22	>6000	0.26	380	
SDCL0603C2N7STDF	2.7±0.3	4.5	100	5	9	12	16	18	22	>6000	0.28	350	
SDCL0603C3N0STDF	3.0±0.3	4.5	100	5	9	12	16	18	22	6000	0.32	300	
SDCL0603C3N3STDF	3.3±0.3	4.5	100	5	10	13	17	19	23	5800	0.35	300	
SDCL0603C3N6STDF	3.6±0.3	4.5	100	5	10	13	17	19	23	5500	0.35	300	
SDCL0603C3N9STDF	3.9±0.3	4.5	100	5	9	12	16	18	22	5200	0.40	280	
SDCL0603C4N3STDF	4.3±0.3	4.5	100	5	9	12	16	18	22	4800	0.40	280	
SDCL0603C4N7STDF	4.7±0.3	4.5	100	5	9	12	15	17	21	4600	0.45	250	
SDCL0603C5N1STDF	5.1±0.3	5	100	6	10	13	17	19	22	4500	0.45	250	
SDCL0603C5N6STDF	5.6±0.3	5	100	6	10	13	17	19	21	4200	0.48	250	
SDCL0603C6N2STDF	6.2±0.3	5	100	6	10	12	16	18	20	4000	0.50	250	
SDCL0603C6N8□TDF	6.8	5	100	6	10	12	16	18	20	3800	0.55	240	
SDCL0603C7N5□TDF	7.5	5	100	6	10	12	16	18	20	3500	0.65	220	
SDCL0603C8N2□TDF	8.2	5	100	6	10	12	16	18	20	3300	0.70	200	
SDCL0603C9N1□TDF	9.1	5	100	6	10	12	16	18	20	3200	0.80	180	
SDCL0603C10N□TDF	10	5	100	6	10	13	16	18	19	3000	0.85	180	
SDCL0603C12N□TDF	12	5	100	6	10	13	16	18	18	2500	1.00	180	
SDCL0603C15N□TDF	15	5	100	6	12	15	19	21	18	2200	1.30	160	
SDCL0603C18N□TDF	18	6	100	7	12	15	19	20	17	2000	1.40	150	
SDCL0603C22N□TDF	22	6	100	7	13	15	19	20	15	1800	1.50	140	
SDCL0603C27N□TDF	27	6	100	7	13	15	19	20	13	1700	1.60	120	
SDCL0603C33N□TDF	33	6	100	7	10	12	14	15	9	1600	2.20	80	
SDCL0603C39N□TDF	39	6	100	7	10	12	14	14	8	1500	2.30	80	
SDCL0603C47N□TDF	47	6	100	7	10	12	13	13	5	1400	2.60	80	
SDCL0603C56N□TDF	56	6	100	7	10	12	12	11	-	1200	3.00	50	
SDCL0603C68N□TDF	68	6	100	7	10	12	11	10	-	1200	3.20	50	
SDCL0603C82N□TDF	82	6	100	7	10	12	11	9	-	1000	3.50	50	
SDCL0603CR10□TDF	100	6	100	7	10	11	9	5	-	1000	4.30	50	

※□: Please specify the inductance tolerance code (J=±5%, K=±10%). The product with tolerance less than ±5%, ±10% is also available. Please contact your local sales.

Sunlord Industrial Park, Dafuyuan Industrial Zone, Guanlan, Shenzhen, China 518110 **Tel**: 0086-755-29832660 **Fax**: 0086-755-82269029 **E-Mail**: sunlord@sunlordinc.com

SPECIFICATIONS

SDCL1005-D TYPE

Part Number	Inductance	Min. Quality Factor	L,Q Test Freq. L/Q	Typical Q @ Freq. (MHz)			Min. Self-resonant Frequency	Max. DC Resistance	Max. Rated Current	Thickness
				100	800	1000				
Units	nH	-	MHz	-			MHz	Ω	mA	mm [inch]
Symbol	L	Q	Freq	Q			S.R.F	DCR	Ir	T
SDCL1005C1N0STDF	1.0±0.3	8	100	11	34	36	10000	0.10	400	0.5±0.15 [.020±.006]
SDCL1005C1N1STDF	1.1±0.3	8	100	11	34	36	10000	0.10	400	
SDCL1005C1N2STDF	1.2±0.3	8	100	11	34	36	10000	0.10	400	
SDCL1005C1N3STDF	1.3±0.3	8	100	11	34	36	10000	0.10	400	
SDCL1005C1N5STDF	1.5±0.3	8	100	11	34	36	6000	0.10	300	
SDCL1005C1N6STDF	1.6±0.3	8	100	11	32	35	6000	0.10	300	
SDCL1005C1N8STDF	1.8±0.3	8	100	11	30	34	6000	0.10	300	
SDCL1005C2N0STDF	2.0±0.3	8	100	10	29	33	6000	0.20	300	
SDCL1005C2N2STDF	2.2±0.3	8	100	10	29	33	6000	0.20	300	
SDCL1005C2N4STDF	2.4±0.3	8	100	10	29	32	6000	0.20	300	
SDCL1005C2N7STDF	2.7±0.3	8	100	10	29	32	6000	0.20	300	
SDCL1005C3N0STDF	3.0±0.3	8	100	10	29	32	6000	0.20	300	
SDCL1005C3N3STDF	3.3±0.3	8	100	10	29	32	6000	0.20	300	
SDCL1005C3N6STDF	3.6±0.3	8	100	10	28	31	4000	0.20	300	
SDCL1005C3N9STDF	3.9±0.3	8	100	10	28	31	4000	0.20	300	
SDCL1005C4N3STDF	4.3±0.3	8	100	10	28	31	4000	0.20	300	
SDCL1005C4N7STDF	4.7±0.3	8	100	10	28	31	4000	0.20	300	
SDCL1005C5N1STDF	5.1±0.3	8	100	10	28	30	4000	0.30	300	
SDCL1005C5N6STDF	5.6±0.3	8	100	10	28	30	4000	0.30	300	
SDCL1005C6N2STDF	6.2±0.3	8	100	10	27	30	3900	0.30	300	
SDCL1005C6N8□TDF	6.8	8	100	10	27	30	3900	0.30	300	
SDCL1005C7N5□TDF	7.5	8	100	10	27	30	3700	0.40	300	
SDCL1005C8N2□TDF	8.2	8	100	10	27	30	3600	0.40	300	
SDCL1005C9N1□TDF	9.1	8	100	10	27	30	3400	0.40	300	
SDCL1005C10N□TDF	10	8	100	10	27	30	3200	0.40	300	
SDCL1005C12N□TDF	12	8	100	10	26	29	2700	0.50	300	
SDCL1005C15N□TDF	15	8	100	10	26	28	2300	0.50	300	
SDCL1005C18N□TDF	18	8	100	10	25	27	2100	0.60	300	
SDCL1005C20N□TDF	20	8	100	10	25	26	2000	0.60	300	
SDCL1005C22N□TDF	22	8	100	10	25	25	1900	0.60	300	
SDCL1005C27N□TDF	27	8	100	10	25	23	1600	0.70	300	
SDCL1005C33N□TDF	33	8	100	10	22	22	1300	0.80	200	
SDCL1005C39N□TDF	39	8	100	10	22	19	1200	1.00	200	
SDCL1005C43N□TDF	43	8	100	10	21	16	1100	1.10	200	
SDCL1005C47N□TDF	47	8	100	10	21	16	1000	1.10	200	
SDCL1005C56N□TDF	56	8	100	10	18	13	750	1.20	200	
SDCL1005C68N□TDF	68	8	100	10	18	9	750	1.40	180	
SDCL1005C82N□TDF	82	8	100	10	13	-	750	2.40	150	
SDCL1005CR10□TDF	100	8	100	10	12	-	700	2.60	150	
SDCL1005CR12□TDF	120	8	100	10	-	-	600	2.80	150	
SDCL1005CR15□TDF	150	8	100	10	-	-	550	3.20	100	
SDCL1005CR18□TDF	180	8	100	10	-	-	500	3.70	100	
SDCL1005CR22□TDF	220	8	100	12	-	-	450	4.00	100	
SDCL1005CR27□TDF	270	8	100	12	-	-	400	4.50	100	
SDCL1005CR33□TDF	330	6	50	-	-	-	350	7.00	50	

※□: Please specify the inductance tolerance code (J=±5%, K=±10%). The product with tolerance less than ±5%, ±10% is also available. Please contact your local sales.

Sunlord Industrial Park, Dafuyuan Industrial Zone, Guanlan, Shenzhen, China 518110 **Tel**: 0086-755-29832660 **Fax**: 0086-755-82269029 **E-Mail**: sunlord@sunlordinc.com

SPECIFICATIONS

SDCL1608-D TYPE

Part Number	Inductance	Min. Quality Factor	L,Q Test Freq. L/Q	Typical Q @ Freq. (MHz)			Min. Self-resonant Frequency	Max. DC Resistance	Max. Rated Current	Thickness
				100	800	1000				
Units	nH	-	MHz	-			MHz	Ω	mA	mm [inch]
Symbol	L	Q	Freq	Q			S.R.F	DCR	Ir	T
SDCL1608C1N0STDF	1.0±0.3	8	100	13	70	80	10000	0.05	500	
SDCL1608C1N2STDF	1.2±0.3	8	100	13	60	70	10000	0.05	500	
SDCL1608C1N5STDF	1.5±0.3	8	100	13	47	68	6000	0.10	500	
SDCL1608C1N8STDF	1.8±0.3	8	100	13	45	61	6000	0.10	500	
SDCL1608C2N2STDF	2.2±0.3	8	100	13	45	60	6000	0.10	500	
SDCL1608C2N7STDF	2.7±0.3	10	100	13	44	55	6000	0.12	500	
SDCL1608C3N3STDF	3.3±0.3	10	100	13	43	50	6000	0.15	500	
SDCL1608C3N9STDF	3.9±0.3	10	100	13	43	50	6000	0.16	500	
SDCL1608C4N7STDF	4.7±0.3	10	100	13	43	50	6000	0.20	500	
SDCL1608C5N6STDF	5.6±0.3	10	100	14	42	48	5000	0.25	500	
SDCL1608C6N8□TDF	6.8	10	100	14	43	50	5000	0.30	500	
SDCL1608C8N2□TDF	8.2	10	100	14	43	48	4500	0.35	500	
SDCL1608C10N□TDF	10	12	100	15	45	50	3500	0.40	300	
SDCL1608C12N□TDF	12	12	100	18	48	50	3000	0.45	300	
SDCL1608C15N□TDF	15	12	100	18	48	50	2300	0.50	300	
SDCL1608C18N□TDF	18	12	100	16	48	51	2200	0.55	300	
SDCL1608C22N□TDF	22	12	100	16	45	48	2000	0.60	300	
SDCL1608C27N□TDF	27	12	100	16	45	45	1700	0.65	300	0.8±0.15
SDCL1608C33N□TDF	33	12	100	16	45	41	1500	0.70	300	[.031±.006]
SDCL1608C39N□TDF	39	12	100	17	40	48	1400	0.70	300	
SDCL1608C47N□TDF	47	12	100	17	35	35	1200	0.70	300	
SDCL1608C56N□TDF	56	12	100	17	35	30	1100	0.75	300	
SDCL1608C68N□TDF	68	12	100	17	30	20	900	0.85	300	
SDCL1608C82N□TDF	82	8	100	15	22	-	800	1.00	300	
SDCL1608CR10□TDF	100	8	100	15	16	-	700	1.20	300	
SDCL1608CR12□TDF*	120	8	50	15	-	-	600	1.40	200	
SDCL1608CR15□TDF*	150	8	50	15	-	-	500	1.60	200	
SDCL1608CR18□TDF*	180	8	50	15	-	-	400	1.90	200	
SDCL1608CR22□TDF*	220	8	50	15	-	-	350	2.40	200	
SDCL1608CR27□TDF*	270	8	50	16	-	-	350	2.60	150	
SDCL1608CR33□TDF*	330	8	50	16	-	-	350	2.80	150	
SDCL1608CR39□TDF*	390	8	50	16	-	-	300	3.20	150	
SDCL1608CR43□TDF*	430	8	50	16	-	-	280	3.40	150	
SDCL1608CR47□TDF*	470	8	50	15	-	-	250	3.60	150	
SDCL1608CR56□TDF*	560	8	50	15	-	-	250	4.00	100	
SDCL1608CR68□TDF*	680	8	50	15	-	-	250	4.50	100	

※□: Please specify the inductance tolerance code (J=±5%, K=±10%). The product with tolerance less than ±5%, ±10% is also available. Please contact your local sales.
※*: The length: 1.65±0.15mm, for others: 1.60±0.15mm.

Sunlord Industrial Park, Dafuyuan Industrial Zone, Guanlan, Shenzhen, China 518110 **Tel**: 0086-755-29832660 **Fax**: 0086-755-82269029 **E-Mail**: sunlord@sunlordinc.com

SPECIFICATIONS

SDCL2012-D TYPE

Part Number	Inductance	Min. Quality Factor	L,Q Test Freq. L/Q	Typical Q @ Freq. (MHz)			Min. Self-resonant Frequency	Max. DC Resistance	Max. Rated Current	Thickness
				100	800	1000				
Units	nH	-	MHz	-			MHz	Ω	mA	mm [inch]
Symbol	L	Q	Freq	Q			S.R.F	DCR	Ir	T
SDCL2012C1N5STDF	1.5±0.3	10	100	21	61	85	6000	0.10	500	0.85±0.2 [.033±.008]
SDCL2012C1N8STDF	1.8±0.3	10	100	20	55	80	6000	0.10	500	
SDCL2012C2N2STDF	2.2±0.3	10	100	20	53	75	6000	0.10	500	
SDCL2012C2N7STDF	2.7±0.3	12	100	18	56	70	5500	0.10	500	
SDCL2012C3N3STDF	3.3±0.3	12	100	18	54	65	5000	0.13	500	
SDCL2012C3N9STDF	3.9±0.3	12	100	18	54	60	4500	0.15	500	
SDCL2012C4N7STDF	4.7±0.3	12	100	18	55	65	4000	0.20	500	
SDCL2012C5N6STDF	5.6±0.3	15	100	18	60	66	3500	0.23	500	
SDCL2012C6N8□TDF	6.8	15	100	18	63	68	3000	0.25	500	
SDCL2012C8N2□TDF	8.2	15	100	20	63	70	2500	0.28	500	
SDCL2012C10N□TDF	10	15	100	21	60	70	2200	0.30	500	
SDCL2012C12N□TDF	12	15	100	20	60	70	2000	0.35	500	
SDCL2012C15N□TDF	15	15	100	20	63	65	1800	0.40	500	
SDCL2012C18N□TDF	18	15	100	22	63	60	1600	0.45	300	
SDCL2012C22N□TDF	22	15	100	19	60	45	1500	0.50	300	
SDCL2012C27N□TDF	27	15	100	19	58	38	1400	0.55	300	
SDCL2012C33N□TDF	33	15	100	19	55	30	1300	0.60	300	
SDCL2012C39N□TDF	39	15	100	19	47	26	1100	0.65	300	
SDCL2012C47N□TDF	47	18	100	23	43	20	1000	0.70	300	
SDCL2012C56N□TDF	56	18	100	22	39	10	900	0.75	300	
SDCL2012C68N□TDF	68	18	100	22	30	-	850	0.80	300	
SDCL2012C82N□TDF	82	18	100	22	-	-	800	0.90	300	
SDCL2012CR10□TDF	100	18	100	22	-	-	700	0.90	300	
SDCL2012CR12□TDF	120	13	50	19	-	-	600	0.95	300	
SDCL2012CR15□TDF	150	13	50	19	-	-	550	1.20	300	
SDCL2012CR18□TDF	180	13	50	19	-	-	500	1.30	300	
SDCL2012CR22□TDF	220	12	50	20	-	-	400	1.50	300	
SDCL2012CR27□TDF	270	12	50	20	-	-	350	1.80	300	
SDCL2012CR33□TDF	330	12	50	18	-	-	300	2.00	300	
SDCL2012CR39□TDF	390	10	50	17	-	-	250	2.00	300	
SDCL2012CR47□TDF	470	10	50	17	-	-	200	2.00	300	

※□: Please specify the inductance tolerance code (J=±5%, K=±10%). The product with tolerance less than ±5%, ±10% is also available. Please contact your local sales.

Sunlord Industrial Park, Dafuyuan Industrial Zone, Guanlan, Shenzhen, China 518110 **Tel**: 0086-755-29832660 **Fax**: 0086-755-82269029 **E-Mail**: sunlord@sunlordinc.com

TYPICAL ELECTRICAL CHARACTERISTICS

Inductance vs. Frequency Characteristics

SDCL0603-D TYPE

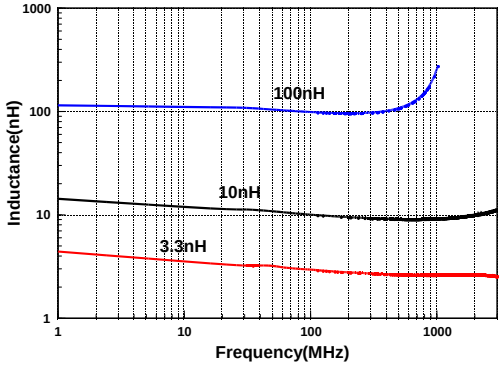

SDCL1005-D TYPE

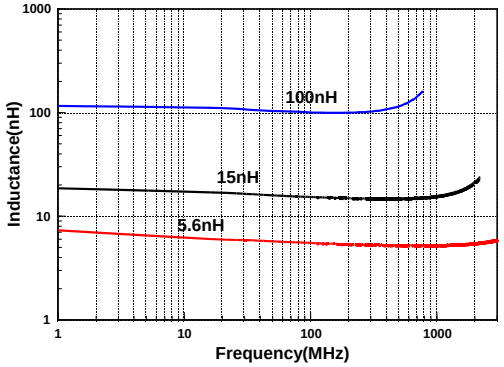

SDCL1608-D TYPE

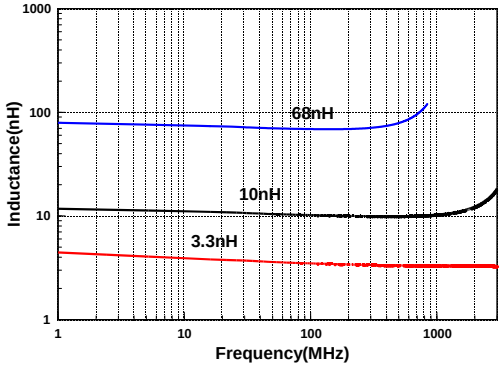

Q vs. Frequency Characteristics

SDCL0603-D TYPE

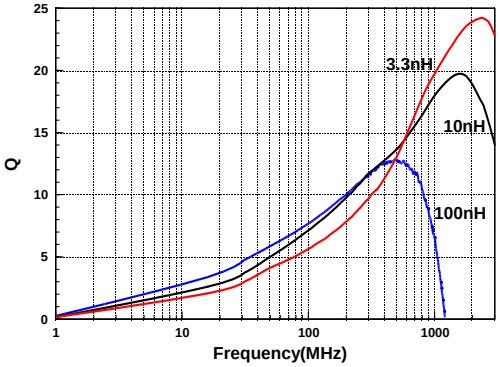

SDCL1005-D TYPE

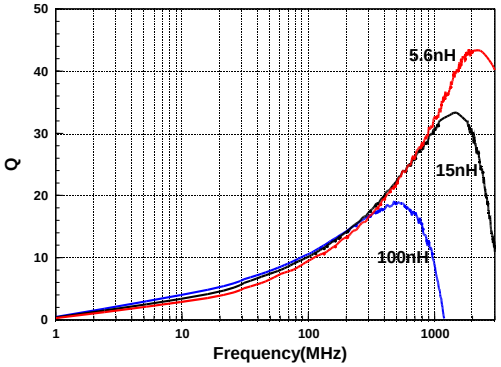

SDCL1608-D TYPE

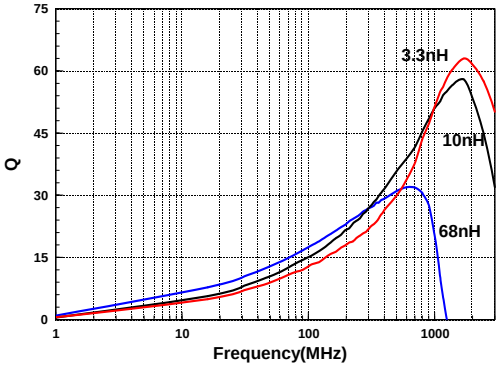

Sunlord Industrial Park, Dafuyuan Industrial Zone, Guanlan, Shenzhen, China 518110 **Tel**: 0086-755-29832660 **Fax**: 0086-755-82269029 **E-Mail**: sunlord@sunlordinc.com

Multilayer Chip High Frequency Inductor - SDHL Series

Operating Temp. : SDHL1005 series: -55℃~+125℃
SDHL1608 series: -40℃~+85℃

FEATURES

- Higher self-resonant frequency than SDCL series inductors
- Ultra miniature size and light weight
- No polarity
- Excellent solderability and high heat resistance

APPLICATIONS

- Bluetooth module
- CDMA, TDMA, GSM, PCS phone
- RF module of telecommunication products, such as cellular phone, cordless telephone, etc.
- Power AMP module
- Computer communications, radar detectors

PRODUCT IDENTIFICATION

SDHL	1005	C	10N	J	T	D	F
①	②	③	④	⑤	⑥	⑦	⑧

①

Type	
SDHL	Chip High Freq. Inductor

②

External Dimensions (L×W) (mm)	
1005 [0402]	1.0×0.5
1608 [0603]	1.6×0.8

③

Material Code
C

⑦

Internal Code
D

④

Nominal Inductance	
Example	Nominal Value
1N0	1.0nH
10N	10nH
R10	100nH

⑤

Inductance Tolerance	
S	±0.3nH
J	±5%

⑥

Packing	
T	Tape & Reel

⑧

Hazardous Substance Free Products
F

SHAPE AND DIMENSIONS

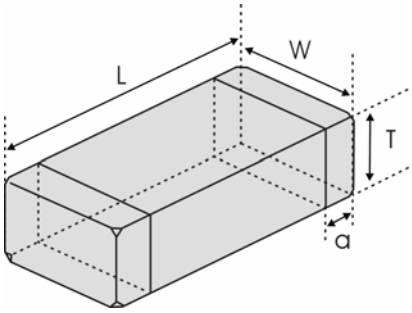

Unit: mm [inch]

Type	L	W	T	a
SDHL1005 [0402]	1.0±0.15 [.039±.006]	0.5±0.15 [.020±.006]	0.5±0.15 [.020±.006]	0.25±0.1 [.010±.004]
SDHL1608 [0603]	1.6±0.15 [.063±.006]	0.8±0.15 [.031±.006]	0.8±0.15 [.031±.006]	0.3±0.2 [.012±.008]

Sunlord Industrial Park, Dafuyuan Industrial Zone, Guanlan, Shenzhen, China 518110 **Tel**: 0086-755-29832660 **Fax**: 0086-755-82269029 **E-Mail**: sunlord@sunlordinc.com

SPECIFICATIONS

SDHL1005 TYPE

Part Number	Inductance	Min. Quality Factor	L, Q Test Freq. L/Q	Typical Q @ Freq. (MHz)						Min. Self-resonant Frequency	Max. DC Resistance	Max. Rated Current	Thickness
				100	300	500	800	1000	1800				
Units	nH	-	MHz	-						MHz	Ω	mA	mm [inch]
Symbol	L	Q	Freq	Q						S.R.F	DCR	Ir	T
SDHL1005C1N0STDF	1.0±0.3	5	100	9	16	20	25	28	31	>8500	0.10	500	0.5±0.15 [.020±.006]
SDHL1005C1N2STDF	1.2±0.3	5	100	9	15	18	24	27	31	>8500	0.12	500	
SDHL1005C1N5STDF	1.5±0.3	5	100	7	12	16	20	21	29	>8500	0.15	500	
SDHL1005C1N8STDF	1.8±0.3	5	100	7	12	16	20	21	29	>8500	0.17	500	
SDHL1005C2N2STDF	2.2±0.3	5	100	7	12	16	20	21	30	>8500	0.17	500	
SDHL1005C2N7STDF	2.7±0.3	5	100	7	12	16	20	21	29	>8500	0.20	500	
SDHL1005C3N3STDF	3.3±0.3	5	100	7	12	15	19	20	27	>8500	0.22	400	
SDHL1005C3N9STDF	3.9±0.3	5	100	7	12	15	20	21	28	7500	0.25	400	
SDHL1005C4N7STDF	4.7±0.3	5	100	7	12	15	19	20	27	6500	0.28	400	
SDHL1005C5N6STDF	5.6±0.3	5	100	8	12	15	20	22	30	6500	0.30	400	
SDHL1005C6N8JTDF	6.8±5%	5	100	8	12	15	20	22	30	6500	0.35	400	
SDHL1005C8N2JTDF	8.2±5%	5	100	8	12	15	19	21	30	6500	0.38	350	
SDHL1005C10NJTDF	10±5%	5.5	100	7	11	15	18	19	25	5400	0.70	200	
SDHL1005C12NJTDF	12±5%	7.0	100	7.5	12	15	18	20	27	4100	0.80	200	
SDHL1005C15NJTDF	15±5%	7.0	100	7.5	12	15	18	20	26	4000	0.90	200	
SDHL1005C18NJTDF	18±5%	7.0	100	8	13	16	19	21	26	3700	1.00	150	
SDHL1005C22NJTDF	22±5%	7.0	100	8.5	13	17	21	23	28	3500	1.20	150	
SDHL1005C27NJTDF	27±5%	7.0	100	8.5	13	17	21	23	28	3400	1.50	150	
SDHL1005C33NJTDF	33±5%	7.0	100	8.3	13	17	21	23	28	3200	1.80	150	
SDHL1005C39NJTDF	39±5%	7.0	100	8	14	17	20	21	24	2500	2.00	100	
SDHL1005C47NJTDF	47±5%	7.0	100	8.8	14	18	22	24	29	2400	2.20	100	
SDHL1005C56NJTDF	56±5%	7.0	100	8.8	14	18	23	24	29	2300	2.50	100	
SDHL1005C68NJTDF	68±5%	7.0	100	8.6	14	17	22	24	29	2200	2.70	100	
SDHL1005C82NJTDF	82±5%	7.0	100	8	13	17	20	20	16	2100	2.90	100	
SDHL1005CR10JTDF	100±5%	7.0	100	8	13	17	20	20	13	2000	3.20	100	

SDHL1608 TYPE

Part Number	Inductance	Min. Quality Factor	L, Q Test Freq. L/Q	Typical Q @ Freq. (MHz)						Min. Self-resonant Frequency	Max. DC Resistance	Max. Rated Current	Thickness
				100	300	500	800	1000	1800				
Units	nH	-	MHz	-						MHz	Ω	mA	mm [inch]
Symbol	L	Q	Freq	Q						S.R.F	DCR	Ir	T
SDHL1608C10NJTDF	10±5%	8	100	10	22	28	35	39	45	>6000	0.6	500	0.8±0.15 [.031±.006]
SDHL1608C12NJTDF	12±5%	8	100	10	18	23	26	32	42	6000	0.7	500	
SDHL1608C15NJTDF	15±5%	8	100	12	22	28	35	39	42	5500	0.8	500	
SDHL1608C18NJTDF	18±5%	8	100	10	18	22	25	30	43	5200	0.9	300	
SDHL1608C22NJTDF	22±5%	8	100	12	21	27	34	37	37	5000	1.0	300	
SDHL1608C27NJTDF	27±5%	8	100	10	18	24	26	32	38	4800	1.2	300	
SDHL1608C33NJTDF	33±5%	8	100	12	21	27	33	35	31	4500	1.4	300	
SDHL1608C39NJTDF	39±5%	8	100	11	20	26	32	34	29	4000	1.5	200	
SDHL1608C47NJTDF	47±5%	8	100	12	20	26	31	34	27	3500	1.6	200	
SDHL1608C56NJTDF	56±5%	8	100	11	20	26	31	34	24	3000	1.8	200	
SDHL1608C68NJTDF	68±5%	8	100	10	18	21	24	28	20	2800	2.0	200	
SDHL1608C82NJTDF	82±5%	8	100	10	19	22	26	26	15	2500	2.2	200	
SDHL1608CR10JTDF	100±5%	8	100	10	19	24	27	25	-	2000	2.5	150	
SDHL1608CR12JTDF	120±5%	8	100	10	19	23	26	24	-	1600	2.8	150	
SDHL1608CR15JTDF	150±5%	8	100	10	18	24	26	23	-	1400	3.0	150	
SDHL1608CR18JTDF	180±5%	8	100	10	17	22	23	-	-	1000	3.4	150	

※: The product with tolerance less than ±0.3nH or ±5% is also available. Please contact your local sales.

Sunlord Industrial Park, Dafuyuan Industrial Zone, Guanlan, Shenzhen, China 518110 **Tel**: 0086-755-29832660 **Fax**: 0086-755-82269029 **E-Mail**: sunlord@sunlordinc.com

TYPICAL ELECTRICAL CHARACTERISTICS

SDHL1005 TYPE

Inductance vs. Frequency Characteristics

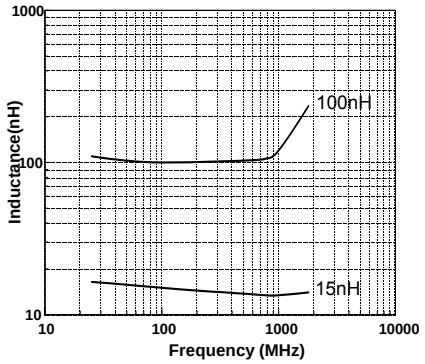

Q vs. Frequency Characteristics

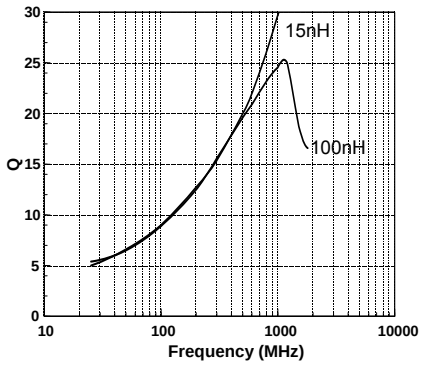

SDHL1608 TYPE

Inductance vs. Frequency Characteristics

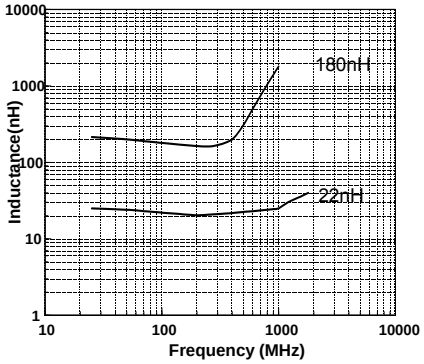

Q vs. Frequency Characteristics

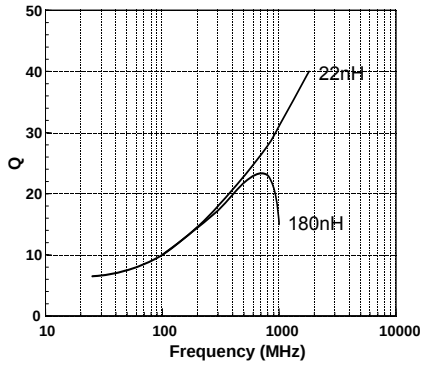

Sunlord Industrial Park, Dafuyuan Industrial Zone, Guanlan, Shenzhen, China 518110 **Tel**: 0086-755-29832660 **Fax**: 0086-755-82269029 **E-Mail**: sunlord@sunlordinc.com

Wire Wound Chip Ceramic Inductor – SDWL-C Series

Operating Temp. : -40℃~+125℃

FEATURES

- Small chip suitable for surface mounting
- High Q value and high self-resonant frequency with ceramic material
- Tight inductance tolerance and stable inductance at high frequency

APPLICATIONS

- High frequency circuit in telecommunication and other equipments
- Mobile phones such as GSM, CDMA, PDC, etc.
- Bluetooth, W-LAN, Broadband network

PRODUCT IDENTIFICATION

SDWL	1005	C	10N	J	S	T	F
①	②	③	④	⑤	⑥	⑦	⑧

①

Type	
SDWL	Wire Wound Chip Inductor

②

External Dimensions
1005 [0402]
1608 [0603]
2012 [0805]
2520 [1008]
3216 [1206]
3225 [1210]
4532 [1812]

③

Material Code	
C	Ceramic

④

Nominal Inductance	
Example	Nominal Value
10N	10nH
R10	100nH
1R0	1.0μH

⑤

Inductance Tolerance	
B	±0.1nH
C	±0.2nH
S	±0.3nH
D	±0.5nH
G	±2%
H	±3%
J	±5%
K	±10%

⑥

Feature Type	
S	Sn Plating Five-faces Coating
G	Au Plating Five-faces Coating

⑦

Packing	
T	Tape & Reel

⑧

Hazardous Substance Free Products
F

Sunlord Industrial Park, Dafuyuan Industrial Zone, Guanlan, Shenzhen, China 518110 **Tel**: 0086-755-29832660 **Fax**: 0086-755-82269029 **E-Mail**: sunlord@sunlordinc.com

SHAPE AND DIMENSIONS

SDWL-C

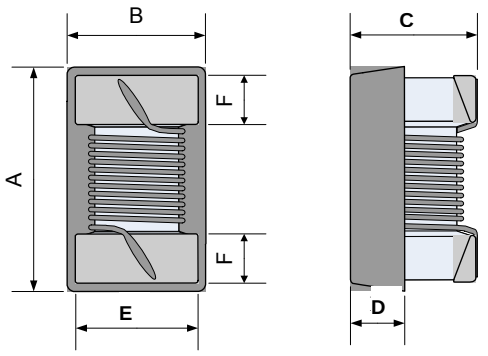

Land Pattern

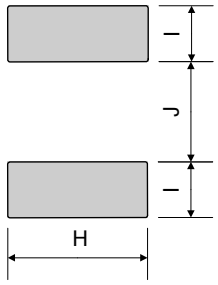

Unit: mm

Series	A Max.	B Max.	C Max.	D Typ.	E Typ.	F Typ.	H Typ.	I Typ.	J Typ.
SDWL1005C	1.19	0.64	0.66	0.20	0.50	0.20	0.65	0.35	0.50
SDWL1608C	1.80	1.12	1.02	0.38	0.76	0.33	1.02	0.64	0.64
SDWL2012C	2.29	1.73	1.55	0.51	1.27	0.50	1.78	1.02	0.76
SDWL2520C	2.92	2.79	2.29	0.51	2.10	0.50	2.54	1.02	1.27
SDWL3216C	3.56	2.16	1.52	0.51	1.60	0.50	1.93	1.02	1.78
SDWL3225C	3.65	2.95	2.70	0.51	2.10	0.50	3.02	1.02	1.78
SDWL4532C	4.95	3.81	3.43	1.78	2.90	0.58	3.05	1.14	3.00

SPECIFICATIONS

SDWL1005C-S TYPE

Part Number	Inductance	Tolerance	Min. Quality Factor	L/Q Test Freq.	Max. DC Resistance	Max. Rated Current	Min. Self-resonant Frequency
Units	nH	-	-	MHz	Ω	mA	MHz
Symbol	L	-	Q	Freq.	DCR	Ir	S.R.F
SDWL1005C0N8□STF	0.8	B,C,S,D,K	14	250	0.035	1000	>6000
SDWL1005C1N8□STF	1.8	B,C,S,D,J,K	20	250	0.043	950	>6000
SDWL1005C2N0□STF	2.0	B,C,S,D,J,K	23	250	0.043	950	>6000
SDWL1005C2N2□STF	2.2	B,C,S,D,J,K	22	250	0.058	820	>6000
SDWL1005C2N4□STF	2.4	B,C,S,D,J,K	18	250	0.091	650	>6000
SDWL1005C3N0□STF	3.0	S,D,K	24	250	0.063	790	>6000
SDWL1005C3N3□STF	3.3	B,C,S,D,J,K	24	250	0.063	790	>6000
SDWL1005C3N6□STF	3.6	B,C,S,D,J,K	24	250	0.063	790	>6000
SDWL1005C3N9□STF	3.9	B,C,S,D,J,K	24	250	0.063	790	>6000
SDWL1005C4N3□STF	4.3	B,C,S,D,J,K	22	250	0.070	750	>6000
SDWL1005C4N7□STF	4.7	B,C,S,D,J,K	20	250	0.120	570	>6000
SDWL1005C5N1□STF	5.1	B,C,S,D,J,K	23	250	0.100	620	>6000
SDWL1005C5N6□STF	5.6	B,C,S,D,J,K	25	250	0.078	710	>6000
SDWL1005C5N8□STF	5.8	B,C,S,D,J,K	25	250	0.078	710	>6000
SDWL1005C6N2□STF	6.2	B,C,S,D,J,K	25	250	0.078	710	>6000
SDWL1005C6N8□STF	6.8	G,H,J,K	24	250	0.105	610	6000
SDWL1005C7N5□STF	7.5	G,H,J,K	25	250	0.12	570	6000
SDWL1005C8N2□STF	8.2	G,H,J,K	25	250	0.11	590	5500
SDWL1005C8N7□STF	8.7	G,H,J,K	25	250	0.11	590	5500
SDWL1005C9N1□STF	9.1	G,H,J,K	25	250	0.11	590	5500
SDWL1005C10N□STF	10	G,H,J,K	24	250	0.15	510	5500
SDWL1005C11N□STF	11	G,H,J,K	26	250	0.12	570	5500
SDWL1005C12N□STF	12	G,H,J,K	26	250	0.12	570	5500

Sunlord Industrial Park, Dafuyuan Industrial Zone, Guanlan, Shenzhen, China 518110 **Tel**: 0086-755-29832660 **Fax**: 0086-755-82269029 **E-Mail**: sunlord@sunlordinc.com

SPECIFICATIONS

SDWL1005C-S TYPE

Part Number	Inductance	Tolerance	Min. Quality Factor	L/Q Test Freq.	Max. DC Resistance	Max. Rated Current	Min. Self-resonant Frequency
Units	nH	-	-	MHz	Ω	mA	MHz
Symbol	L	-	Q	Freq.	DCR	Ir	S.R.F
SDWL1005C13N□STF	13	G,H,J,K	24	250	0.18	460	5000
SDWL1005C14N□STF	14	G,H,J,K	26	250	0.21	430	5000
SDWL1005C15N□STF	15	G,H,J,K	26	250	0.21	430	5000
SDWL1005C16N□STF	16	G,H,J,K	25	250	0.28	370	4500
SDWL1005C18N□STF	18	G,H,J,K	25	250	0.28	370	4500
SDWL1005C19N□STF	19	G,H,J,K	26	250	0.24	400	4000
SDWL1005C20N□STF	20	G,H,J,K	26	250	0.24	400	4000
SDWL1005C22N□STF	22	G,H,J,K	25	250	0.36	330	4000
SDWL1005C23N□STF	23	G,H,J,K	25	250	0.36	330	3800
SDWL1005C24N□STF	24	G,H,J,K	25	250	0.36	330	3500
SDWL1005C27N□STF	27	G,H,J,K	25	250	0.38	320	3500
SDWL1005C30N□STF	30	G,H,J,K	25	250	0.38	320	3300
SDWL1005C33N□STF	33	G,H,J,K	24	250	0.55	260	3200
SDWL1005C36N□STF	36	G,H,J,K	25	250	0.60	250	3100
SDWL1005C38N□STF	38	G,H,J,K	25	250	0.60	250	3000
SDWL1005C39N□STF	39	G,H,J,K	25	250	0.60	250	3000
SDWL1005C43N□STF	43	G,H,J,K	25	250	0.68	240	3000
SDWL1005C47N□STF	47	G,H,J,K	25	250	0.95	200	2900
SDWL1005C51N□STF	51	G,H,J,K	25	250	0.95	200	2850
SDWL1005C56N□STF	56	G,H,J,K	25	250	1.05	190	2800
SDWL1005C62N□STF	62	G,H,J,K	25	250	1.05	190	2600
SDWL1005C68N□STF	68	G,H,J,K	25	250	1.35	170	2500
SDWL1005C75N□STF	75	G,H,J,K	24	250	1.75	140	2400
SDWL1005C82N□STF	82	G,H,J,K	25	250	1.90	140	2300
SDWL1005C91N□STF	91	G,H,J,K	25	250	1.95	140	2100
SDWL1005CR10□STF	100	G,H,J,K	24	250	2.06	130	1500
SDWL1005CR11□STF	110	G,H,J,K	25	250	2.38	120	1200
SDWL1005CR12□STF	120	G,H,J,K	25	250	2.66	110	1000

SDWL1608C-S TYPE

Part Number	Inductance	Tolerance	Min. Quality Factor	L/Q Test Freq.	Max. DC Resistanc	Max. Rated Current	Min. Self-resonant Frequency
Units	nH	-	-	MHz	Ω	mA	MHz
Symbol	L	-	Q	Freq.	DCR	Ir	S.R.F
SDWL1608C1N6□STF	1.6	S,D,K	18	250	0.035	1150	>6000
SDWL1608C1N7□STF	1.7	C,S,D,J,K	16	250	0.043	1000	>6000
SDWL1608C1N8□STF	1.8	C,S,D,J,K	18	250	0.043	1000	>6000
SDWL1608C2N2□STF	2.2	S, D,K	13	250	0.150	700	>6000
SDWL1608C2N7□STF	2.7	C,S,D,J,K	25	250	0.043	1000	>6000
SDWL1608C3N3□STF	3.3	C,S,D,J,K	25	250	0.059	850	>6000
SDWL1608C3N6□STF	3.6	C,S,D,J,K	25	250	0.059	850	>6000
SDWL1608C3N9□STF	3.9	C,S,D,J,K	25	250	0.059	850	>6000
SDWL1608C4N3□STF	4.3	C,S,D,J,K	25	250	0.059	850	>6000
SDWL1608C4N7□STF	4.7	C,S,D,J,K	25	250	0.065	800	>6000
SDWL1608C5N1□STF	5.1	C,S,D,J,K	21	250	0.130	600	>6000
SDWL1608C6N2□STF	6.2	C,S,D,J,K	29	250	0.095	700	>6000

Sunlord Industrial Park, Dafuyuan Industrial Zone, Guanlan, Shenzhen, China 518110 **Tel**: 0086-755-29832660 **Fax**: 0086-755-82269029 **E-Mail**: sunlord@sunlordinc.com

SPECIFICATIONS

SDWL1608C-S TYPE

Part Number	Inductance	Tolerance	Min. Quality Factor	L/Q Test Freq.	Max. DC Resistance	Max. Rated Current	Min. Self-resonant Frequency
Units	nH	-	-	MHz	Ω	mA	MHz
Symbol	L	-	Q	Freq.	DCR	Ir	S.R.F
SDWL1608C6N8□STF	6.8	G,H,J,K	29	250	0.095	700	>6000
SDWL1608C7N5□STF	7.5	G,H,J,K	33	250	0.095	700	>6000
SDWL1608C8N2□STF	8.2	G,H,J,K	31	250	0.095	700	>6000
SDWL1608C8N7□STF	8.7	G,H,J,K	31	250	0.095	700	>6000
SDWL1608C9N1□STF	9.1	G,H,J,K	30	250	0.120	620	6000
SDWL1608C9N5□STF	9.5	G,H,J,K	26	250	0.160	540	6000
SDWL1608C10N□STF	10	G,H,J,K	30	250	0.130	600	6000
SDWL1608C11N□STF	11	G,H,J,K	35	250	0.130	600	6000
SDWL1608C12N□STF	12	G,H,J,K	35	250	0.130	600	6000
SDWL1608C13N□STF	13	G,H,J,K	35	250	0.130	600	6000
SDWL1608C15N□STF	15	G,H,J,K	37	250	0.150	550	6000
SDWL1608C16N□STF	16	G,H,J,K	37	250	0.150	550	5500
SDWL1608C18N□STF	18	G,H,J,K	37	250	0.150	550	5500
SDWL1608C20N□STF	20	G,H,J,K	37	250	0.150	550	4900
SDWL1608C22N□STF	22	G,H,J,K	38	250	0.190	490	4600
SDWL1608C23N□STF	23	G,H,J,K	40	250	0.190	490	3800
SDWL1608C24N□STF	24	G,H,J,K	40	250	0.190	490	3800
SDWL1608C25N□STF	25	G,H,J,K	40	250	0.190	490	3700
SDWL1608C27N□STF	27	G,H,J,K	38	250	0.190	490	3700
SDWL1608C30N□STF	30	G,H,J,K	38	250	0.210	470	3300
SDWL1608C33N□STF	33	G,H,J,K	40	250	0.210	470	3200
SDWL1608C36N□STF	36	G,H,J,K	40	250	0.220	460	2900
SDWL1608C39N□STF	39	G,H,J,K	40	250	0.220	460	2800
SDWL1608C43N□STF	43	G,H,J,K	40	250	0.270	400	2700
SDWL1608C47N□STF	47	G,H,J,K	36	200	0.270	400	2600
SDWL1608C51N□STF	51	G,H,J,K	35	200	0.300	390	2400
SDWL1608C56N□STF	56	G,H,J,K	38	200	0.350	360	2400
SDWL1608C62N□STF	62	G,H,J,K	36	200	0.380	350	2300
SDWL1608C68N□STF	68	G,H,J,K	36	200	0.380	350	2200
SDWL1608C72N□STF	72	G,H,J,K	34	150	0.430	320	2100
SDWL1608C82N□STF	82	G,H,J,K	34	150	0.500	300	2000
SDWL1608C91N□STF	91	G,H,J,K	34	150	0.520	300	1900
SDWL1608CR10□STF	100	G,H,J,K	31	150	0.660	260	1800
SDWL1608CR11□STF	110	G,H,J,K	32	150	0.730	250	1700
SDWL1608CR12□STF	120	G,H,J,K	32	150	0.750	240	1600
SDWL1608CR15□STF	150	G, H,J,K	32	150	1.120	200	1400
SDWL1608CR16□STF	160	G,H,J,K	32	150	1.120	200	1400
SDWL1608CR18□STF	180	G,H,J,K	25	100	1.380	180	1300
SDWL1608CR20□STF	200	G,H,J,K	25	100	1.900	150	1250
SDWL1608CR22□STF	220	G,H,J,K	25	100	2.100	140	1200
SDWL1608CR24□STF	240	G,H,J,K	25	100	2.750	120	1100
SDWL1608CR25□STF	250	G,H,J,K	25	100	2.800	120	1100
SDWL1608CR27□STF	270	G,H,J,K	26	100	3.000	120	960
SDWL1608CR33□STF	330	G,H,J,K	26	100	4.200	100	800
SDWL1608CR39□STF	390	G,H,J,K	27	100	4.500	100	800
SDWL1608CR42□STF	420	G,H,J,K	27	100	5.400	90	800
SDWL1608CR47□STF	470	G,H,J,K	27	100	5.700	90	700
SDWL1608CR56□STF	560	G,H,J,K	27	100	8.100	70	650

Sunlord Industrial Park, Dafuyuan Industrial Zone, Guanlan, Shenzhen, China 518110 **Tel**: 0086-755-29832660 **Fax**: 0086-755-82269029 **E-Mail**: sunlord@sunlordinc.com

SPECIFICATIONS

SDWL2012C TYPE

Part Number	Inductance	Tolerance	Min. Quality Factor	L/Q Test Freq.	Max. DC Resistance	Max. Rated Current	Min. Self-resonant Frequency
Units	nH	-	-	MHz	Ω	mA	MHz
Symbol	L	-	Q	Freq.	DCR	Ir	S.R.F
SDWL2012C2N2□◎TF	2.2	G,H,J,K	40	250/1500	0.10	600	>6000
SDWL2012C3N3□◎TF	3.3	G,H,J,K	25	250/1500	0.20	600	>6000
SDWL2012C6N8□◎TF	6.8	G,H,J,K	40	250/1000	0.11	600	5000
SDWL2012C8N2□◎TF	8.2	G,H,J,K	40	250/1000	0.19	600	4600
SDWL2012C12N□◎TF	12	G,H,J,K	40	250/500	0.15	600	4000
SDWL2012C15N□◎TF	15	G,H,J,K	40	250/500	0.17	600	2900
SDWL2012C18N□◎TF	18	G,H,J,K	50	250/500	0.20	600	3300
SDWL2012C22N□◎TF	22	G,H,J,K	55	250/500	0.22	500	2000
SDWL2012C27N□◎TF	27	G,H,J,K	55	250/500	0.25	500	2500
SDWL2012C33N□◎TF	33	G,H,J,K	60	250/500	0.27	500	2000
SDWL2012C39N□◎TF	39	G,H,J,K	60	250/500	0.29	500	2000
SDWL2012C47N□◎TF	47	G,H,J,K	50	200/500	0.31	500	1600
SDWL2012C56N□◎TF	56	G,H,J,K	55	200/500	0.32	500	1550
SDWL2012C68N□◎TF	68	G,H,J,K	55	200/500	0.38	500	1450
SDWL2012C82N□◎TF	82	G,H,J,K	50	150/500	0.42	400	1300
SDWL2012CR10□◎TF	100	G,H,J,K	50	150/500	0.46	400	1200
SDWL2012CR12□◎TF	120	G,H,J,K	50	150/250	0.51	400	1100
SDWL2012CR15□◎TF	150	G,H,J,K	50	100/250	0.56	400	920
SDWL2012CR18□◎TF	180	G,H,J,K	50	100/250	0.64	400	870
SDWL2012CR22□◎TF	220	G,H,J,K	45	100/250	1.10	400	850
SDWL2012CR27□◎TF	270	G,H,J,K	38	100/250	1.00	350	650
SDWL2012CR33□◎TF	330	G,H,J,K	40	100/250	1.40	310	600
SDWL2012CR39□◎TF	390	G,H,J,K	35	100/250	1.50	290	560
SDWL2012CR47□◎TF	470	G,H,J,K	33	50/100	1.72	250	375
SDWL2012CR56□◎TF	560	G,H,J,K	23	25/50	1.90	230	320
SDWL2012CR62□◎TF	620	G,H,J,K	23	25/50	1.95	200	280
SDWL2012CR68□◎TF	680	G,H,J,K	23	25/50	2.05	190	270
SDWL2012CR75□◎TF	750	G,H,J,K	23	25/50	2.10	180	240
SDWL2012CR82□◎TF	820	G,H,J,K	23	25/50	2.30	180	250
SDWL2012CR91□◎TF	910	G,H,J,K	22	25/50	2.40	160	230
SDWL2012C1R0□◎TF	1000	G,H,J,K	20	25/50	2.50	150	200

SDWL2520C TYPE

Part Number	Inductance	Tolerance	Min. Quality Factor	L/Q Test Freq.	Max. DC Resistance	Max. Rated Current	Min. Self-resonant Frequency
Units	nH	-	-	MHz	Ω	mA	MHz
Symbol	L	-	Q	Freq.	DCR	Ir	S.R.F
SDWL2520C4N7□◎TF	4.7	G,H,J,K	50	50/1500	0.11	1000	>6000
SDWL2520C10N□◎TF	10	G,H,J,K	50	50/500	0.08	1000	4100
SDWL2520C12N□◎TF	12	G,H,J,K	50	50/500	0.09	1000	3300
SDWL2520C15N□◎TF	15	G,H,J,K	50	50/500	0.13	1000	2500
SDWL2520C18N□◎TF	18	G,H,J,K	50	50/350	0.11	1000	2500
SDWL2520C22N□◎TF	22	G,H,J,K	55	50/350	0.12	1000	2400
SDWL2520C27N□◎TF	27	G,H,J,K	55	50/350	0.13	1000	1600
SDWL2520C33N□◎TF	33	G,H,J,K	60	50/350	0.14	1000	1600
SDWL2520C39N□◎TF	39	G,H,J,K	50	50/350	0.15	1000	1500
SDWL2520C47N□◎TF	47	G,H,J,K	65	50/350	0.16	1000	1500

Sunlord Industrial Park, Dafuyuan Industrial Zone, Guanlan, Shenzhen, China 518110 **Tel**: 0086-755-29832660 **Fax**: 0086-755-82269029 **E-Mail**: sunlord@sunlordinc.com

SPECIFICATIONS

SDWL2520C TYPE

Part Number	Inductance	Tolerance	Min. Quality Factor	L/Q Test Freq.	Max. DC Resistance	Max. Rated Current	Min. Self-resonant Frequency
Units	nH	-	-	MHz	Ω	mA	MHz
Symbol	L	-	Q	Freq.	DCR	Ir	S.R.F
SDWL2520C56N□◎TF	56	G,H,J,K	50	50/350	0.18	1000	1300
SDWL2520C68N□◎TF	68	G,H,J,K	65	50/350	0.21	1000	1200
SDWL2520C82N□◎TF	82	G,H,J,K	60	50/350	0.22	1000	800
SDWL2520CR10□◎TF	100	G,H,J,K	60	25/350	0.56	650	1000
SDWL2520CR12□◎TF	120	G,H,J,K	60	25/350	0.63	650	950
SDWL2520CR15□◎TF	150	G,H,J,K	50	25/100	0.62	580	800
SDWL2520CR18□◎TF	180	G,H,J,K	50	25/100	0.70	620	750
SDWL2520CR22□◎TF	220	G,H,J,K	50	25/100	0.80	500	630
SDWL2520CR27□◎TF	270	G,H,J,K	50	25/100	0.91	500	600
SDWL2520CR33□◎TF	330	G,H,J,K	50	25/100	1.05	450	530
SDWL2520CR39□◎TF	390	G,H,J,K	50	25/100	1.12	470	480
SDWL2520CR47□◎TF	470	G,H,J,K	50	25/100	1.19	470	450
SDWL2520CR56□◎TF	560	G,H,J,K	50	25/100	1.33	400	390
SDWL2520CR62□◎TF	620	G,H,J,K	45	25/100	1.40	300	375
SDWL2520CR68□◎TF	680	G,H,J,K	45	25/100	1.47	400	360
SDWL2520CR75□◎TF	750	G,H,J,K	45	25/100	1.54	360	360
SDWL2520CR82□◎TF	820	G,H,J,K	45	25/100	1.61	400	330
SDWL2520CR91□◎TF	910	G,H,J,K	35	25/50	1.68	380	295
SDWL2520C1R0□◎TF	1000	G,H,J,K	35	25/50	1.80	370	270
SDWL2520C1R2□◎TF	1200	G,H,J,K	35	7.9/50	2.0	310	200
SDWL2520C1R5□◎TF	1500	G,H,J,K	28	7.9/50	2.3	330	150
SDWL2520C1R8□◎TF	1800	G,H,J,K	28	7.9/50	2.6	300	120
SDWL2520C2R2□◎TF	2200	G,H,J,K	28	7.9/50	2.8	280	100
SDWL2520C2R7□◎TF	2700	G,H,J,K	22	7.9/25	3.2	290	90
SDWL2520C3R3□◎TF	3300	G,H,J,K	22	7.9/25	3.4	290	70
SDWL2520C3R9□◎TF	3900	G,H,J,K	17	7.9/25	3.6	260	60
SDWL2520C4R7□◎TF	4700	G,H,J,K	20	7.9/25	4.0	260	50
SDWL2520C5R6□◎TF	5600	G,H,J,K	20	7.9/25	5.7	240	40
SDWL2520C6R8□◎TF	6800	G,H,J,K	20	7.9/25	7.7	200	40
SDWL2520C8R2□◎TF	8200	G,H,J,K	20	7.9/25	10.7	150	30

SDWL3216C TYPE

Part Number	Inductance	Tolerance	Min. Quality Factor	L/Q Test Freq.	Max. DC Resistance	Max. Rated Current	Min. Self-resonant Frequency
Units	nH	-	-	MHz	Ω	mA	MHz
Symbol	L	-	Q	Freq.	DCR	Ir	S.R.F
SDWL3216C3N3□◎TF	3.3	G,H,J,K	20	100/300	0.07	1000	6200
SDWL3216C6N8□◎TF	6.8	G,H,J,K	30	100/300	0.07	1000	5500
SDWL3216C10N□◎TF	10	G,H,J,K	40	100/300	0.09	1000	4000
SDWL3216C12N□◎TF	12	G,H,J,K	40	100/300	0.09	1000	3200
SDWL3216C15N□◎TF	15	G,H,J,K	40	100/300	0.12	1000	3200
SDWL3216C18N□◎TF	18	G,H,J,K	45	100/300	0.12	1000	2800
SDWL3216C22N□◎TF	22	G,H,J,K	50	100/300	0.12	1000	2200
SDWL3216C27N□◎TF	27	G,H,J,K	50	100/300	0.12	1000	1800
SDWL3216C33N□◎TF	33	G,H,J,K	50	100/300	0.12	1000	1800
SDWL3216C39N□◎TF	39	G,H,J,K	50	100/300	0.12	1000	1800

Sunlord Industrial Park, Dafuyuan Industrial Zone, Guanlan, Shenzhen, China 518110 **Tel**: 0086-755-29832660 **Fax**: 0086-755-82269029 **E-Mail**: sunlord@sunlordinc.com

SPECIFICATIONS

SDWL3216C TYPE

Part Number	Inductance	Tolerance	Min. Quality Factor	L/Q Test Freq.	Max. DC Resistance	Max. Rated Current	Min. Self-resonant Frequency
Units	nH	-	-	MHz	Ω	mA	MHz
Symbol	L	-	Q	Freq.	DCR	Ir	S.R.F
SDWL3216C47N□◎TF	47	G,H,J,K	50	100/300	0.13	1000	1500
SDWL3216C56N□◎TF	56	G,H,J,K	55	100/300	0.14	1000	1450
SDWL3216C68N□◎TF	68	G,H,J,K	55	100/300	0.26	900	1200
SDWL3216C82N□◎TF	82	G,H,J,K	55	100/300	0.21	900	1200
SDWL3216CR10□◎TF	100	G,H,J,K	55	100/300	0.30	850	1100
SDWL3216CR12□◎TF	120	G,H,J,K	60	100/300	0.30	800	1100
SDWL3216CR15□◎TF	150	G,H,J,K	55	100/300	0.31	750	950
SDWL3216CR18□◎TF	180	G,H,J,K	60	50/300	0.43	700	900
SDWL3216CR22□◎TF	220	G,H,J,K	60	50/300	0.56	670	760
SDWL3216CR27□◎TF	270	G,H,J,K	50	50/300	0.56	630	730
SDWL3216CR33□◎TF	330	G,H,J,K	45	50/150	0.70	590	650
SDWL3216CR39□◎TF	390	G,H,J,K	45	50/150	0.80	530	600
SDWL3216CR47□◎TF	470	G,H,J,K	45	50/150	1.30	490	550
SDWL3216CR56□◎TF	560	G,H,J,K	45	35/150	1.34	460	470
SDWL3216CR68□◎TF	680	G,H,J,K	45	35/150	1.58	430	450
SDWL3216CR82□◎TF	820	G,H,J,K	45	35/150	1.82	400	420
SDWL3216C1R0□◎TF	1000	G,H,J,K	45	35/150	2.80	320	400
SDWL3216C1R2□◎TF	1200	G,H,J,K	45	35/150	3.20	300	380

SDWL3225C TYPE

Part Number	Inductance	Tolerance	Min. Quality Factor	L/Q Test Freq.	Max. DC Resistance	Max. Rated Current	Min. Self-resonant Frequency
Units	nH	-	-	MHz	Ω	mA	MHz
Symbol	L	-	Q	Freq.	DCR	Ir	S.R.F
SDWL3225C3N9□◎TF	3.9	G,H,J,K	30	100/300	0.05	1000	6000
SDWL3225C4N7□◎TF	4.7	G,H,J,K	30	100/300	0.065	1000	5800
SDWL3225C8N2□◎TF	8.2	G,H,J,K	30	100/300	0.07	1000	5500
SDWL3225C10N□◎TF	10	G,H,J,K	40	100/300	0.08	1000	4000
SDWL3225C12N□◎TF	12	G,H,J,K	40	100/300	0.08	1000	3200
SDWL3225C15N□◎TF	15	G,H,J,K	40	100/300	0.10	1000	3200
SDWL3225C18N□◎TF	18	G,H,J,K	50	100/300	0.10	1000	2800
SDWL3225C22N□◎TF	22	G,H,J,K	50	100/300	0.10	1000	2200
SDWL3225C27N□◎TF	27	G,H,J,K	50	100/300	0.11	1000	1800
SDWL3225C33N□◎TF	33	G,H,J,K	55	100/300	0.11	1000	1800
SDWL3225C39N□◎TF	39	G,H,J,K	55	100/300	0.12	1000	1500
SDWL3225C43N□◎TF	43	G,H,J,K	55	100/300	0.12	1000	1500
SDWL3225C47N□◎TF	47	G,H,J,K	55	100/300	0.13	1000	1500
SDWL3225C56N□◎TF	56	G,H,J,K	55	100/300	0.14	1000	1450
SDWL3225C68N□◎TF	68	G,H,J,K	55	100/300	0.15	900	1200
SDWL3225C82N□◎TF	82	G,H,J,K	55	100/300	0.20	900	1000
SDWL3225CR10□◎TF	100	G,H,J,K	55	100/300	0.20	850	900
SDWL3225CR12□◎TF	120	G,H,J,K	60	100/300	0.25	800	800
SDWL3225CR15□◎TF	150	G,H,J,K	60	100/300	0.25	750	700
SDWL3225CR18□◎TF	180	G,H,J,K	60	50/300	0.30	700	650
SDWL3225CR22□◎TF	220	G,H,J,K	60	50/300	0.40	770	650
SDWL3225CR27□◎TF	270	G,H,J,K	40	50/300	0.40	630	580

Sunlord Industrial Park, Dafuyuan Industrial Zone, Guanlan, Shenzhen, China 518110 **Tel**: 0086-755-29832660 **Fax**: 0086-755-82269029 **E-Mail**: sunlord@sunlordinc.com

SPECIFICATIONS

SDWL3225C TYPE

Part Number	Inductance	Tolerance	Min. Quality Factor	L/Q Test Freq.	Max. DC Resistance	Max. Rated Current	Min. Self-resonant Frequency
Units	nH	-	-	MHz	Ω	mA	MHz
Symbol	L	-	Q	Freq.	DCR	Ir	S.R.F
SDWL3225CR33□◎TF	330	G,H,J,K	45	50/150	0.58	590	580
SDWL3225CR39□◎TF	390	G,H,J,K	45	50/150	0.58	530	510
SDWL3225CR47□◎TF	470	G,H,J,K	45	50/150	0.80	490	480
SDWL3225CR56□◎TF	560	G,H,J,K	45	35/150	1.10	460	420
SDWL3225CR68□◎TF	680	G,H,J,K	45	35/150	1.20	430	400
SDWL3225CR82□◎TF	820	G,H,J,K	45	35/150	1.82	400	370
SDWL3225C1R0□◎TF	1000	G,H,J,K	45	35/150	1.85	320	340
SDWL3225C1R2□◎TF	1200	G,H,J,K	35	35/150	1.87	300	220
SDWL3225C1R5□◎TF	1500	G,H,J,K	20	7.9/50	1.95	310	160
SDWL3225C1R8□◎TF	1800	G,H,J,K	30	7.9/50	2.25	310	160
SDWL3225C2R2□◎TF	2200	G,H,J,K	25	7.9/50	2.41	310	130
SDWL3225C2R7□◎TF	2700	G,H,J,K	25	7.9/50	2.85	300	110
SDWL3225C3R0□◎TF	3000	G,H,J,K	20	7.9/25	3.12	300	110
SDWL3225C3R9□◎TF	3900	G,H,J,K	20	7.9/25	3.60	290	60
SDWL3225C4R7□◎TF	4700	G,H,J,K	20	7.9/25	4.00	280	60
SDWL3225C5R6□◎TF	5600	G,H,J,K	15	7.9/25	5.00	250	50
SDWL3225C6R8□◎TF	6800	G,H,J,K	15	7.9	8.00	230	40
SDWL3225C8R6□◎TF	8600	G,H,J,K	15	7.9	9.00	200	40

SDWL4532C TYPE

Part Number	Inductance	Tolerance	Min. Quality Factor	L/Q Test Freq.	Max. DC Resistance	Max. Rated Current	Min. Self-resonant Frequency
Units	uH	-	-	MHz	Ω	mA	MHz
Symbol	L	-	Q	Freq.	DCR	Ir	S.R.F
SDWL4532C1R0□◎TF	1.0	G,H,J,K	60	7.9/50	1.2	480	250
SDWL4532C1R2□◎TF	1.2	G,H,J,K	60	7.9/50	1.2	480	230
SDWL4532C1R5□◎TF	1.5	G,H,J,K	60	7.9/50	1.6	430	210
SDWL4532C1R8□◎TF	1.8	G,H,J,K	55	7.9/50	2.0	380	150
SDWL4532C2R2□◎TF	2.2	G,H,J,K	55	7.9/50	2.2	340	150
SDWL4532C2R7□◎TF	2.7	G,H,J,K	55	7.9/50	3.2	300	150
SDWL4532C3R3□◎TF	3.3	G,H,J,K	55	7.9/50	3.8	270	130
SDWL4532C3R9□◎TF	3.9	G,H,J,K	55	7.9/50	5.0	240	120
SDWL4532C4R7□◎TF	4.7	G,H,J,K	55	7.9/50	5.4	230	90
SDWL4532C5R6□◎TF	5.6	G,H,J,K	45	7.9/50	5.7	220	90
SDWL4532C6R8□◎TF	6.8	G,H,J,K	30	7.9/50	6.6	210	80
SDWL4532C8R2□◎TF	8.2	G,H,J,K	20	7.9/50	7.0	200	70
SDWL4532C100□◎TF	10	G,H,J,K	15	7.9/50	7.7	190	60
SDWL4532C120□◎TF	12	G,H,J,K	30	2.5/10	8.7	180	50
SDWL4532C150□◎TF	15	G,H,J,K	30	2.5/10	9.6	170	30
SDWL4532C180□◎TF	18	G,H,J,K	25	2.5/10	10.5	160	30
SDWL4532C220□◎TF	22	G,H,J,K	25	2.5/10	11.5	155	20
SDWL4532C270□◎TF	27	G,H,J,K	25	2.5/10	12.5	150	20
SDWL4532C330□◎TF	33	G,H,J,K	10	2.5/10	13.5	145	10

※□: Please specify the inductance tolerance code (B=±0.1nH, C=±0.2nH, S=±0.3nH, D=±0.5nH, G=±2%, H=±3%, J=±5%, K=±10%).

※◎: For the product of 2012 and above size, please specify the electrodes code: S means Sn Plating, G means Au Plating.

Sunlord Industrial Park, Dafuyuan Industrial Zone, Guanlan, Shenzhen, China 518110 **Tel**: 0086-755-29832660 **Fax**: 0086-755-82269029 **E-Mail**: sunlord@sunlordinc.com

TYPICAL ELECTRICAL CHARACTERISTICS

SDWL1005C-S TYPE

Inductance vs. Frequency Characteristics

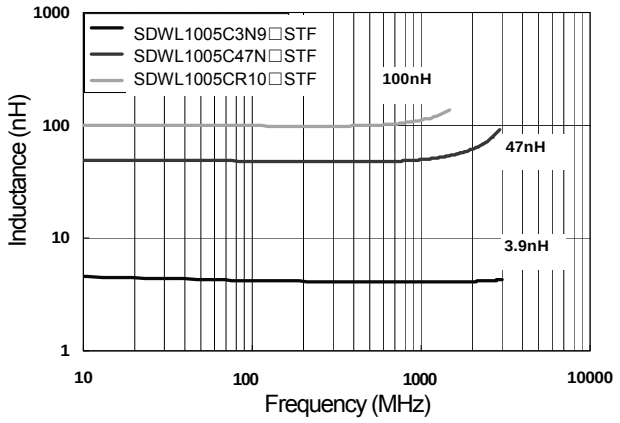

Q vs. Frequency Characteristics

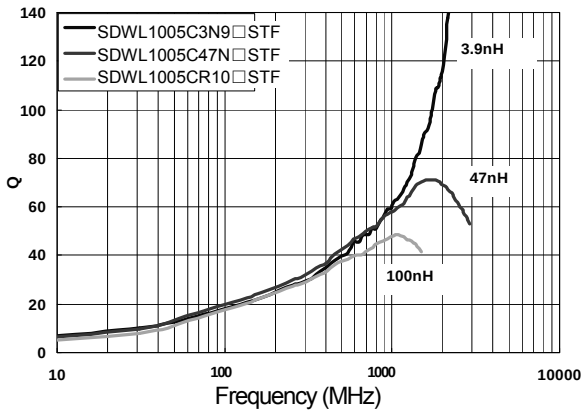

SDWL1608C-S TYPE

Inductance vs. Frequency Characteristics

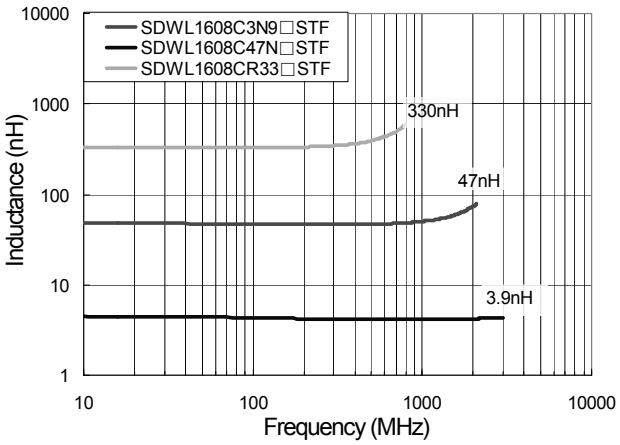

Q vs. Frequency Characteristics

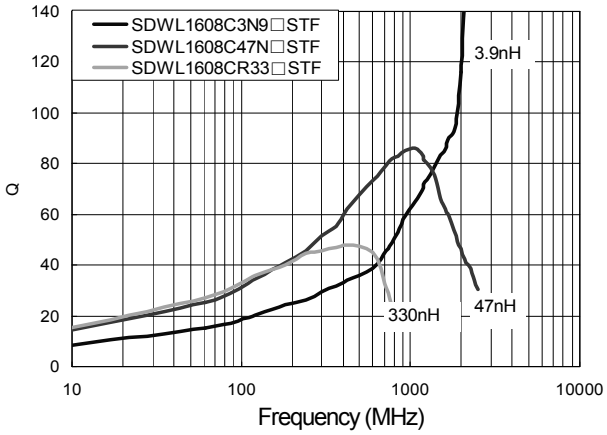

SDWL2012C TYPE

Inductance vs. Frequency Characteristics

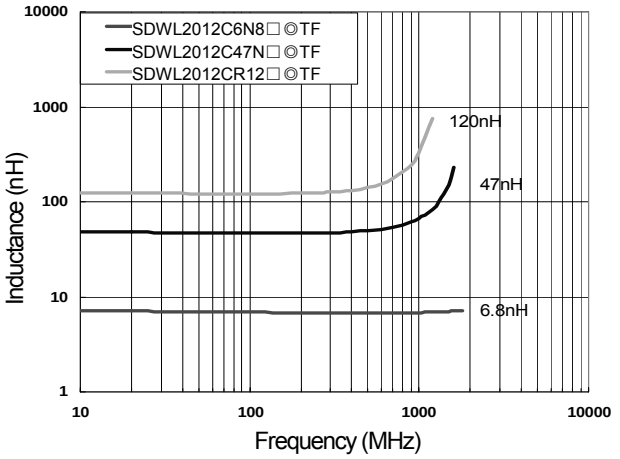

Q vs. Frequency Characteristics

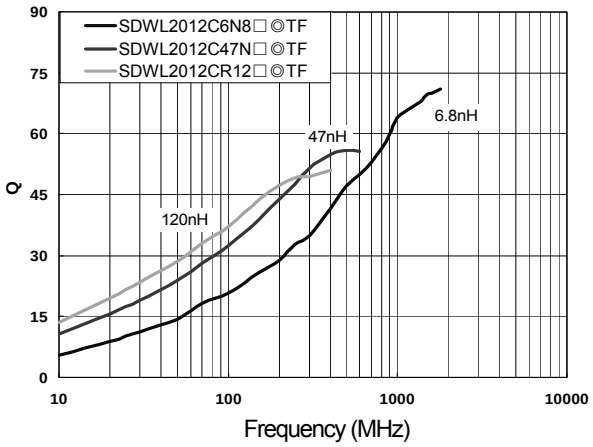

Sunlord Industrial Park, Dafuyuan Industrial Zone, Guanlan, Shenzhen, China 518110 **Tel**: 0086-755-29832660 **Fax**: 0086-755-82269029 **E-Mail**: sunlord@sunlordinc.com

TYPICAL ELECTRICAL CHARACTERISTICS

SDWL2520C TYPE

Inductance vs. Frequency Characteristics

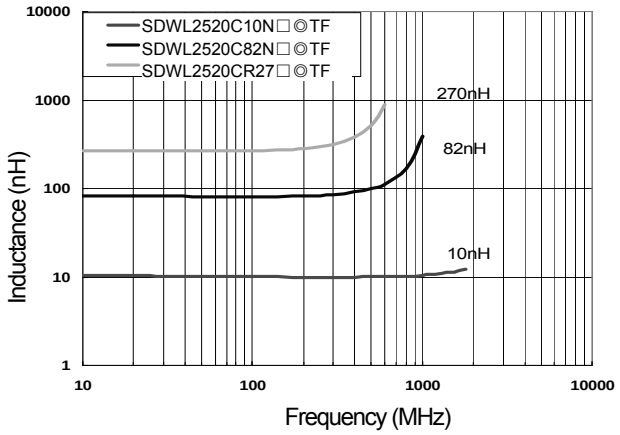

Q vs. Frequency Characteristics

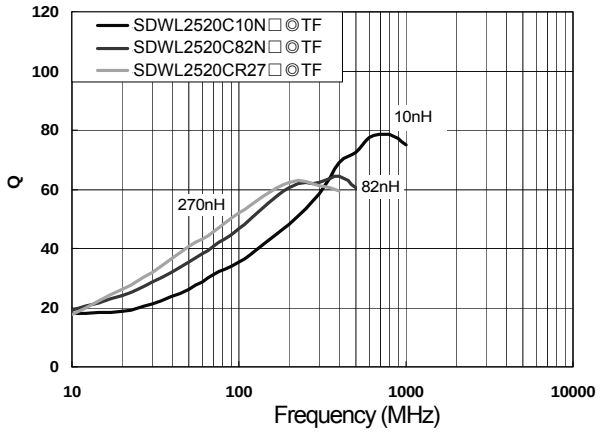

SDWL3216C TYPE

Inductance vs. Frequency Characteristics

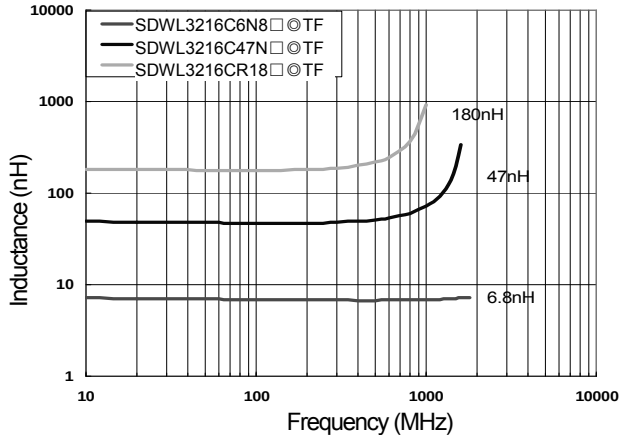

Q vs. Frequency Characteristics

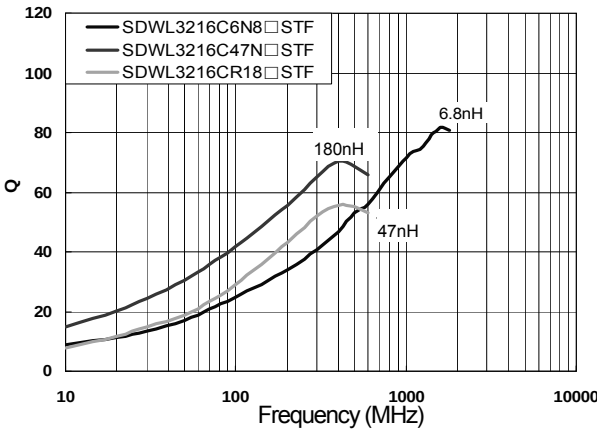

SDWL3225C TYPE

Inductance vs. Frequency Characteristics

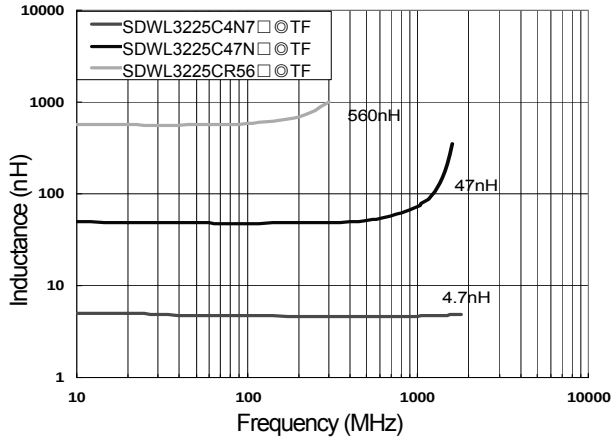

Q vs. Frequency Characteristics

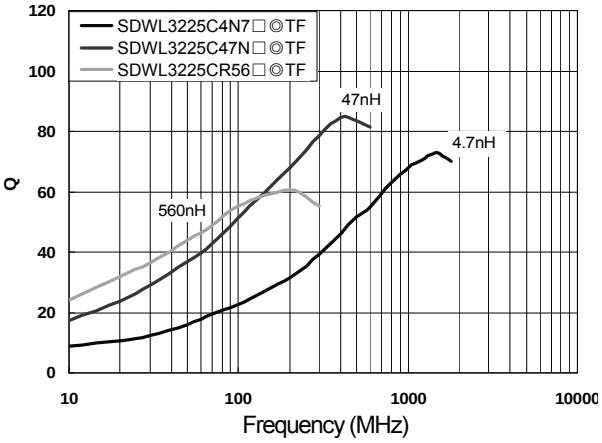

Sunlord Industrial Park, Dafuyuan Industrial Zone, Guanlan, Shenzhen, China 518110 **Tel**: 0086-755-29832660 **Fax**: 0086-755-82269029 **E-Mail**: sunlord@sunlordinc.com

TYPICAL ELECTRICAL CHARACTERISTICS

SDWL4532C TYPE

Inductance vs. Frequency Characteristics

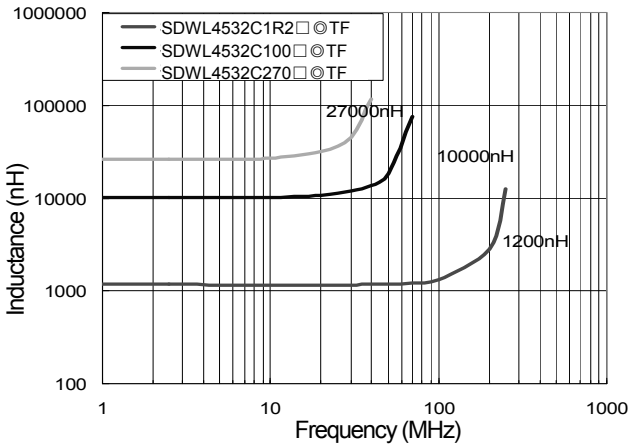

Q vs. Frequency Characteristics

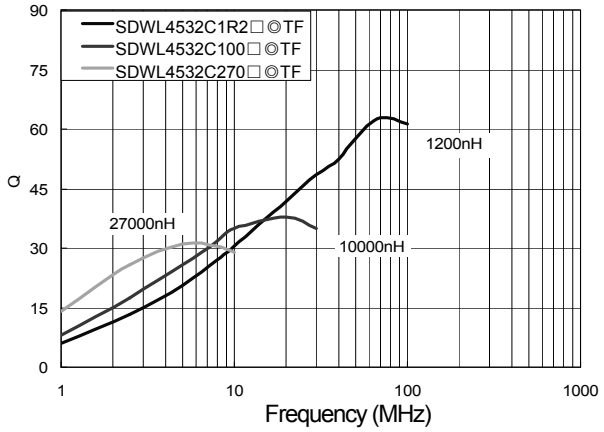

Sunlord Industrial Park, Dafuyuan Industrial Zone, Guanlan, Shenzhen, China 518110 **Tel**: 0086-755-29832660 **Fax**: 0086-755-82269029 **E-Mail**: sunlord@sunlordinc.com

Wire Wound Chip Ceramic Inductor -SDWL-C-M Series

Operating Temp. : -40℃~+125℃

FEATURES

- Small chip suitable for surface mounting
- High Q value and high self-resonant frequency with ceramic material
- Tight inductance tolerance and stable inductance at high frequency

APPLICATIONS

- High frequency circuit in telecommunication and other equipments
- Mobile phones such as GSM, CDMA, PDC, etc.
- Bluetooth, W-LAN, Broadband network

PRODUCT IDENTIFICATION

SDWL	1005	C	10N	J	S	T	F	M01
①	②	③	④	⑤	⑥	⑦	⑧	⑨

①

Type	
SDWL	Wire Wound Chip Inductor

②

External Dimensions
1005 [0402]
1608 [0603]

③

Material Code	
C	Ceramic

④

Nominal Inductance	
Example	Nominal Value
4N7	4.7nH
10N	10nH
R10	100nH

⑤

Inductance Tolerance	
B	±0.1nH
C	±0.2nH
D	±0.5nH
G	±2%
H	±3%
J	±5%

⑥

Feature Type	
S	Sn Plating Five-faces Coating

⑦

Packing	
T	Tape & Reel

⑧

Hazardous Substance Free Products
F

⑨

Internal Code	
M01/M11	Internal Code

Sunlord Industrial Park, Dafuyuan Industrial Zone, Guanlan, Shenzhen, China 518110 **Tel**: 0086-755-29832660 **Fax**: 0086-755-82269029 **E-Mail**: sunlord@sunlordinc.com

SHAPE AND DIMENSIONS

SDWL-C-M

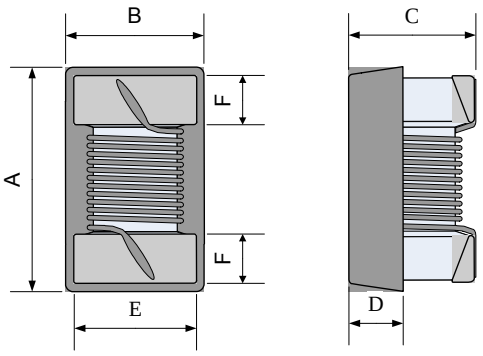

Land Pattern

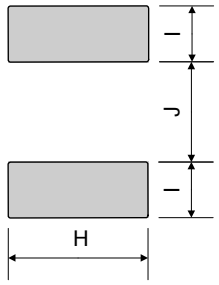

Unit: mm

Series	A	B	C	D Typ.	E	F	H Typ.	I Typ.	J Typ.
SDWL1005C-M	1.1±0.1	0.6±0.1	0.6±0.1	0.20	0.5±0.1	0.2±0.1	0.65	0.35	0.50
SDWL1608C-M	1.6±0.2	0.9±0.2	0.8±0.2	0.38	0.8±0.15	0.3±0.1	1.02	0.64	0.64

SPECIFICATIONS

SDWL1005C-M01 TYPE

Part Number	Inductance	Tolerance	Min. Quality Factor	L/Q Test Freq.	Max. DC Resistance	Max. Rated Current	Min. Self-resonant Frequency
Units	nH	-	-	MHz	Ω	mA	MHz
Symbol	L	-	Q	Freq.	DCR	Ir	S.R.F
SDWL1005C1N5□STFM01	1.5	B, C, D	10	100/250	0.03	1000	>6000
SDWL1005C2N4□STFM01	2.4	B, C, D	20	100/250	0.05	850	>6000
SDWL1005C2N5□STFM01	2.5	B, C, D	20	100/250	0.05	850	>6000
SDWL1005C2N7□STFM01	2.7	B, C, D	20	100/250	0.05	850	>6000
SDWL1005C2N9□STFM01	2.9	B, C, D	20	100/250	0.07	750	>6000
SDWL1005C3N9□STFM01	3.9	B, C, D	25	100/250	0.07	750	>6000
SDWL1005C4N1□STFM01	4.1	B, C, D	25	100/250	0.07	750	>6000
SDWL1005C4N3□STFM01	4.3	B, C, D	25	100/250	0.07	750	>6000
SDWL1005C4N7□STFM01	4.7	B, C, D	25	100/250	0.07	750	>6000
SDWL1005C5N1□STFM01	5.1	B, C, D	25	100/250	0.12	600	>6000
SDWL1005C5N8□STFM01	5.8	B, C, D	25	100/250	0.12	700	>6000
SDWL1005C6N2□STFM01	6.2	B, C, D	25	100/250	0.09	700	>6000
SDWL1005C6N8□STFM01	6.8	G, H, J	25	100/250	0.09	700	6000
SDWL1005C7N3□STFM01	7.3	G, H, J	25	100/250	0.13	570	6000
SDWL1005C7N5□STFM01	7.5	G, H, J	25	100/250	0.13	570	6000
SDWL1005C8N2□STFM01	8.2	G, H, J	25	100/250	0.14	540	5500
SDWL1005C8N7□STFM01	8.7	G, H, J	25	100/250	0.14	540	5500
SDWL1005C9N1□STFM01	9.1	G, H, J	25	100/250	0.14	540	5500
SDWL1005C9N5□STFM01	9.5	G, H, J	25	100/250	0.14	540	5500
SDWL1005C10N□STFM01	10	G, H, J	25	100/250	0.17	500	5500
SDWL1005C11N□STFM01	11	G, H, J	30	100/250	0.14	500	5500
SDWL1005C12N□STFM01	12	G, H, J	30	100/250	0.14	500	5500
SDWL1005C13N□STFM01	13	G, H, J	25	100/250	0.21	430	5000
SDWL1005C15N□STFM01	15	G, H, J	30	100/250	0.16	460	5000
SDWL1005C16N□STFM01	16	G, H, J	25	100/250	0.24	370	4500
SDWL1005C18N□STFM01	18	G, H, J	25	100/250	0.27	370	4500
SDWL1005C19N□STFM01	19	G, H, J	25	100/250	0.27	370	4500
SDWL1005C20N□STFM01	20	G, H, J	25	100/250	0.27	370	4000

Sunlord Industrial Park, Dafuyuan Industrial Zone, Guanlan, Shenzhen, China 518110 **Tel**: 0086-755-29832660 **Fax**: 0086-755-82269029 **E-Mail**: sunlord@sunlordinc.com

SPECIFICATIONS

SDWL1005C-M01 TYPE

Part Number	Inductance	Tolerance	Min. Quality Factor	L/Q Test Freq.	Max. DC Resistance	Max. Rated Current	Min. Self-resonant Frequency
Units	nH	-	-	MHz	Ω	mA	MHz
Symbol	L	-	Q	Freq.	DCR	Ir	S.R.F
SDWL1005C22N□STFM01	22	G, H, J	25	100/250	0.30	310	4000
SDWL1005C23N□STFM01	23	G, H, J	25	100/250	0.30	310	3800
SDWL1005C24N□STFM01	24	G, H, J	25	100/250	0.52	280	3500
SDWL1005C27N□STFM01	27	G, H, J	25	100/250	0.52	280	3500
SDWL1005C30N□STFM01	30	G, H, J	25	100/250	0.58	270	3300
SDWL1005C33N□STFM01	33	G, H, J	25	100/250	0.63	260	3200
SDWL1005C36N□STFM01	36	G, H, J	25	100/250	0.63	260	3100
SDWL1005C39N□STFM01	39	G, H, J	25	100/250	0.70	250	3000
SDWL1005C40N□STFM01	40	G, H, J	25	100/250	0.70	250	3000
SDWL1005C43N□STFM01	43	G, H, J	25	100/250	0.70	250	3000
SDWL1005C47N□STFM01	47	G, H, J	25	100/200	1.08	210	2900
SDWL1005C51N□STFM01	51	G, H, J	25	100/200	1.08	210	2850
SDWL1005C56N□STFM01	56	G, H, J	25	100/200	1.17	200	2800
SDWL1005C62N□STFM01	62	G, H, J	20	100/200	1.82	145	2600
SDWL1005C68N□STFM01	68	G, H, J	20	100/200	1.96	140	2500
SDWL1005C72N□STFM01	72	G, H, J	20	100/150	2.10	135	2500
SDWL1005C75N□STFM01	75	G, H, J	20	100/150	2.10	135	2400
SDWL1005C82N□STFM01	82	G, H, J	20	100/150	2.24	130	2300
SDWL1005C91N□STFM01	91	G, H, J	20	100/150	2.38	125	2100
SDWL1005CR10□STFM01	100	G, H, J	20	100/150	2.52	120	1500
SDWL1005CR12□STFM01	120	G, H, J	20	100/150	2.66	110	1000

SDWL1005C-M11 TYPE

Part Number	Inductance	Tolerance	Min. Quality Factor	L/Q Test Freq.	Max. DC Resistance	Max. Rated Current	Min. Self-resonant Frequency
Units	nH	-	-	MHz	Ω	mA	MHz
Symbol	L	-	Q	Freq.	DCR	Ir	S.R.F
SDWL1005C1N3□STFM11	1.3	C, D	20	100/250	0.017	1200	>6000
SDWL1005C2N2□STFM11	2.2	C, D	25	100/250	0.027	1000	>6000
SDWL1005C2N4□STFM11	2.4	C, D	25	100/250	0.027	1000	>6000
SDWL1005C3N3□STFM11	3.3	C, D	30	100/250	0.040	900	>6000
SDWL1005C3N4□STFM11	3.4	C, D	30	100/250	0.040	900	>6000
SDWL1005C3N6□STFM11	3.6	C, D	30	100/250	0.040	900	>6000
SDWL1005C3N9□STFM11	3.9	C, D	30	100/250	0.040	900	>6000
SDWL1005C4N7□STFM11	4.7	C, D	30	100/250	0.051	800	>6000
SDWL1005C5N1□STFM11	5.1	C, D	30	100/250	0.051	800	>6000
SDWL1005C5N6□STFM11	5.6	C, D	30	100/250	0.051	800	>6000

Sunlord Industrial Park, Dafuyuan Industrial Zone, Guanlan, Shenzhen, China 518110 **Tel**: 0086-755-29832660 **Fax**: 0086-755-82269029 **E-Mail**: sunlord@sunlordinc.com

SPECIFICATIONS

SDWL1608C-M01 TYPE

Part Number	Inductance	Tolerance	Min. Quality Factor	L/Q Test Freq.	Max. DC Resistance	Max. Rated Current	Min. Self-resonant Frequency
Units	nH	-	-	MHz	Ω	mA	MHz
Symbol	L	-	Q	Freq.	DCR	Ir	S.R.F
SDWL1608C2N2□STFM01	2.2	C, D	16	100/250	0.049	700	6000
SDWL1608C3N6□STFM01	3.6	C, D	25	100/250	0.059	850	6000
SDWL1608C3N9□STFM01	3.9	C, D	35	100/250	0.059	850	6000
SDWL1608C4N3□STFM01	4.3	C, D	35	100/250	0.059	850	6000
SDWL1608C4N7□STFM01	4.7	C, D	35	100/250	0.059	850	6000
SDWL1608C5N6□STFM01	5.6	C, D	35	100/250	0.082	750	6000
SDWL1608C6N2□STFM01	6.2	C, D	35	100/250	0.082	750	6000
SDWL1608C6N8□STFM01	6.8	C, D	35	100/250	0.082	750	6000
SDWL1608C7N5□STFM01	7.5	C, D	35	100/250	0.082	750	6000
SDWL1608C8N2□STFM01	8.2	C, D	35	100/250	0.11	650	6000
SDWL1608C8N7□STFM01	8.7	C, D	35	100/250	0.11	650	6000
SDWL1608C9N1□STFM01	9.1	C, D	35	100/250	0.11	650	6000
SDWL1608C9N5□STFM01	9.5	C, D	35	100/250	0.11	650	6000
SDWL1608C10N□STFM01	10	G, J	35	100/250	0.11	650	6000
SDWL1608C11N□STFM01	11	G, J	35	100/250	0.11	650	6000
SDWL1608C12N□STFM01	12	G, J	35	100/250	0.13	600	6000
SDWL1608C13N□STFM01	13	G, J	35	100/250	0.13	600	6000
SDWL1608C15N□STFM01	15	G, J	40	100/250	0.13	600	6000
SDWL1608C16N□STFM01	16	G, J	40	100/250	0.16	550	5500
SDWL1608C18N□STFM01	18	G, J	40	100/250	0.16	550	5500
SDWL1608C20N□STFM01	20	G, J	40	100/250	0.16	550	4900
SDWL1608C22N□STFM01	22	G, J	40	100/250	0.17	500	4600
SDWL1608C24N□STFM01	24	G, J	40	100/250	0.21	500	3800
SDWL1608C27N□STFM01	27	G, J	40	100/250	0.21	440	3700
SDWL1608C30N□STFM01	30	G, J	40	100/250	0.23	420	3300
SDWL1608C33N□STFM01	33	G, J	40	100/250	0.23	420	3200
SDWL1608C36N□STFM01	36	G, J	40	100/250	0.26	400	2900
SDWL1608C39N□STFM01	39	G, J	40	100/250	0.26	400	2800
SDWL1608C43N□STFM01	43	G, J	40	100/200	0.29	380	2700
SDWL1608C47N□STFM01	47	G, J	38	100/200	0.29	380	2600
SDWL1608C51N□STFM01	51	G, J	38	100/200	0.33	370	2500
SDWL1608C56N□STFM01	56	G, J	38	100/200	0.35	360	2400
SDWL1608C62N□STFM01	62	G, J	38	100/200	0.51	280	2300
SDWL1608C68N□STFM01	68	G, J	38	100/200	0.38	340	2200
SDWL1608C72N□STFM01	72	G, J	34	100/150	0.56	270	2100
SDWL1608C75N□STFM01	75	G, J	34	100/150	0.56	270	2050
SDWL1608C82N□STFM01	82	G, J	34	100/150	0.60	250	2000
SDWL1608C91N□STFM01	91	G, J	34	100/150	0.64	230	1900
SDWL1608CR10□STFM01	100	G, J	34	100/150	0.68	220	1800
SDWL1608CR11□STFM01	110	G, J	32	100/150	1.2	200	1700
SDWL1608CR12□STFM01	120	G, J	32	100/150	1.3	180	1600
SDWL1608CR13□STFM01	130	G, J	32	100150	1.4	170	1450
SDWL1608CR15□STFM01	150	G, J	32	100/150	1.5	160	1400
SDWL1608CR16□STFM01	160	G, J	32	100/150	2.1	150	1350
SDWL1608CR18□STFM01	180	G, J	25	100	2.2	140	1300
SDWL1608CR20□STFM01	200	G, J	25	100	2.4	120	1250
SDWL1608CR22□STFM01	220	G, J	25	100	2.5	120	1200

Sunlord Industrial Park, Dafuyuan Industrial Zone, Guanlan, Shenzhen, China 518110 **Tel**: 0086-755-29832660 **Fax**: 0086-755-82269029 **E-Mail**: sunlord@sunlordinc.com

SPECIFICATIONS

SDWL1608C-M01 TYPE

Part Number 型号	Inductance 电感量	Tolerance 公差	Min. Quality Factor 品质因子	L/Q Test Freq. 测试频率	Max. DC Resistance 直流电阻	Max. Rated Current 额定电流	Min. Self-resonant Frequency 自谐频率
Units 单位	nH	-	-	MHz	Ω	mA	MHz
Symbol 符号	L	-	Q	Freq.	DCR	Ir	S.R.F
SDWL1608CR27□STFM01	270	G, J	30	100	3.4	110	960
SDWL1608CR33□STFM01	330	G, J	30	100	5.5	85	800
SDWL1608CR39□STFM01	390	G, J	30	100	6.2	80	800
SDWL1608CR47□STFM01	470	G, J	30	100	7.0	75	700

SDWL1608C-M11 TYPE

Part Number 型号	Inductance 电感量	Tolerance 公差	Min. Quality Factor 品质因子	L/Q Test Freq. 测试频率	Max. DC Resistance 直流电阻	Max. Rated Current 额定电流	Min. Self-resonant Frequency 自谐频率
Units 单位	nH	-	-	MHz	Ω	mA	MHz
Symbol 符号	L	-	Q	Freq.	DCR	Ir	S.R.F
SDWL1608C2N2□STFM11	2.2	C, D	25	100/250	0.018	1400	>6000
SDWL1608C3N9□STFM11	3.9	C, D	38	100/250	0.032	1000	>6000
SDWL1608C5N6□STFM11	5.6	C, D	38	100/250	0.045	900	>6000
SDWL1608C6N8□STFM11	6.8	C, D	38	100/250	0.045	900	>6000
SDWL1608C8N2□STFM11	8.2	C, D	38	100/250	0.058	800	>6000
SDWL1608C10N□STFM11	10	G, J	38	100/250	0.058	800	5000
SDWL1608C12N□STFM11	12	G, J	38	100/250	0.071	750	5000
SDWL1608C15N□STFM11	15	G, J	42	100/250	0.085	700	4500
SDWL1608C18N□STFM11	18	G, J	42	100/250	0.085	700	3500
SDWL1608C22N□STFM11	22	G, J	42	100/250	0.099	640	3200
SDWL1608C27N□STFM11	27	G, J	42	100/250	0.116	590	2800
SDWL1608C33N□STFM11	33	G, J	42	100/250	0.132	550	2500

※□: Please specify the inductance tolerance code (B=±0.1nH, C=±0.2nH, D=±0.5nH, G=±2%, H=±3%, J=±5%). The product with tolerance less than ±0.1nH, ±0.2nH, ±0.5nH, ±2%, ±3%, ±5% is also available. Please contact your local sales.

Sunlord Industrial Park, Dafuyuan Industrial Zone, Guanlan, Shenzhen, China 518110 **Tel**: 0086-755-29832660 **Fax**: 0086-755-82269029 **E-Mail**: sunlord@sunlordinc.com

TYPICAL ELECTRICAL CHARACTERISTICS

SDWL1005C-M TYPE

Inductance vs. Frequency Characteristics

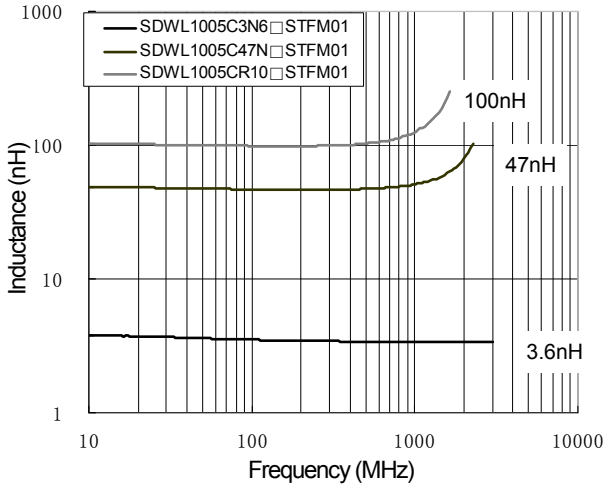

Q vs. Frequency Characteristics

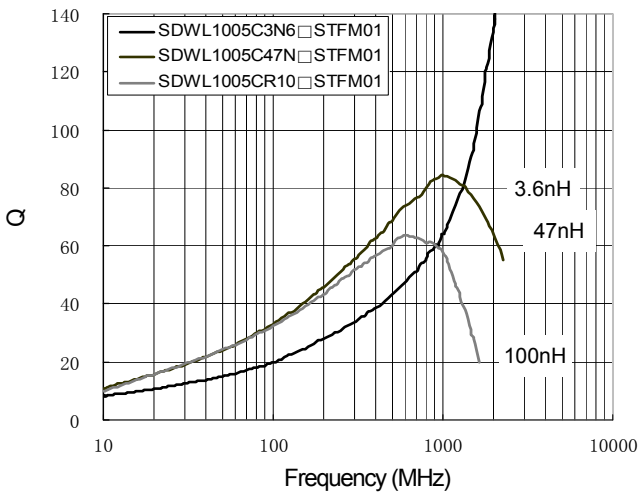

SDWL1608C-M TYPE

Inductance vs. Frequency Characteristics

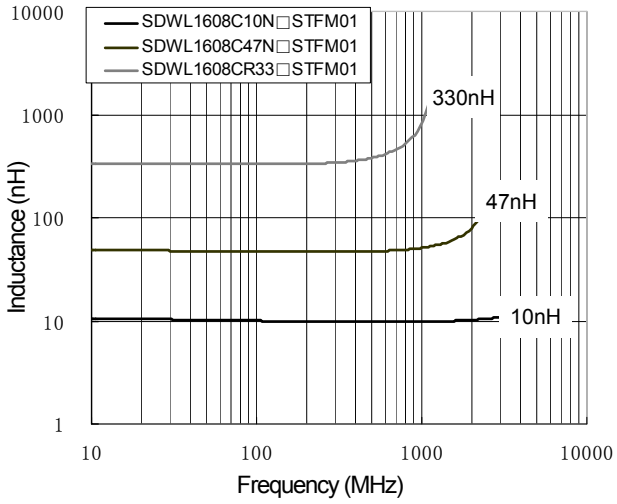

Q vs. Frequency Characteristics

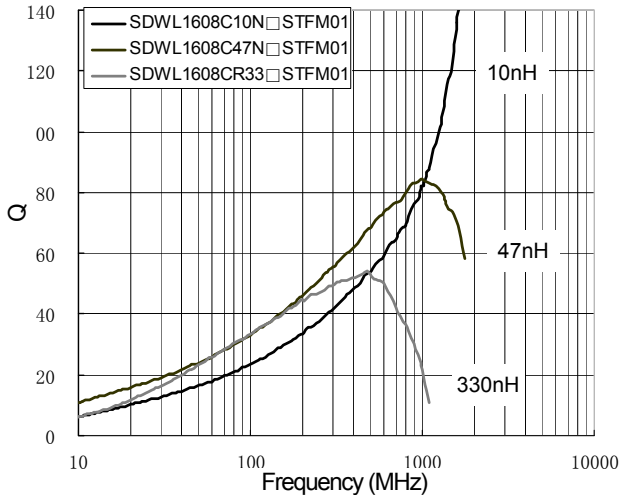

Sunlord Industrial Park, Dafuyuan Industrial Zone, Guanlan, Shenzhen, China 518110 **Tel**: 0086-755-29832660 **Fax**: 0086-755-82269029 **E-Mail**: sunlord@sunlordinc.com

Wire Wound SMD Power Inductors – SPH Series

Operating Temp. : -40℃~+125℃ (Including self-heating)

FEATURES

- Magnetic-resin shielded construction reduces buzz noise to ultra-low levels
- Metallization on ferrite core results in excellent shock resistance and damage-free durability
- Closed magnetic circuit design reduces leakage flux and Electro Magnetic Interference (EMI)
- Takes up less PCB real estate and save more power

APPLICATIONS

- Smart phone
- Blue -ray disc recorders, set top box
- Notebooks, desktop computers, servers
- Portable gaming devices, personal navigation systems, personal multimedia devices

PRODUCT IDENTIFICATION

SPH	252012	H	2R2	M	T
①	②	③	④	⑤	⑥

① Type	
SPH	Wire Wound SMD Power Inductor

③ Material Code	
H	H Type Material

⑤ Inductance Tolerance	
N	±30%
M	±20%

② External Dimensions (L×W×H) [mm]	
201610	2.0×1.6×1.0
202012	2.0×2.0×1.2
252010	2.5×2.0×1.0
252012	2.5×2.0×1.2
3015	3.0×3.0×1.5
4012	4.0×4.0×1.2
4018	4.0×4.0×1.8
8030	8.0×8.0×3.0

④ Nominal Inductance	
Example	Nominal Value
2R2	2.2μH

⑥ Packing	
T	Tape & Reel

Sunlord Industrial Park, Dafuyuan Industrial Zone, Guanlan, Shenzhen, China 518110 **Tel**: 0086-755-29832660 **Fax**: 0086-755-82269029 **E-Mail**: sunlord@sunlordinc.com

SHAPE AND DIMENSIONS

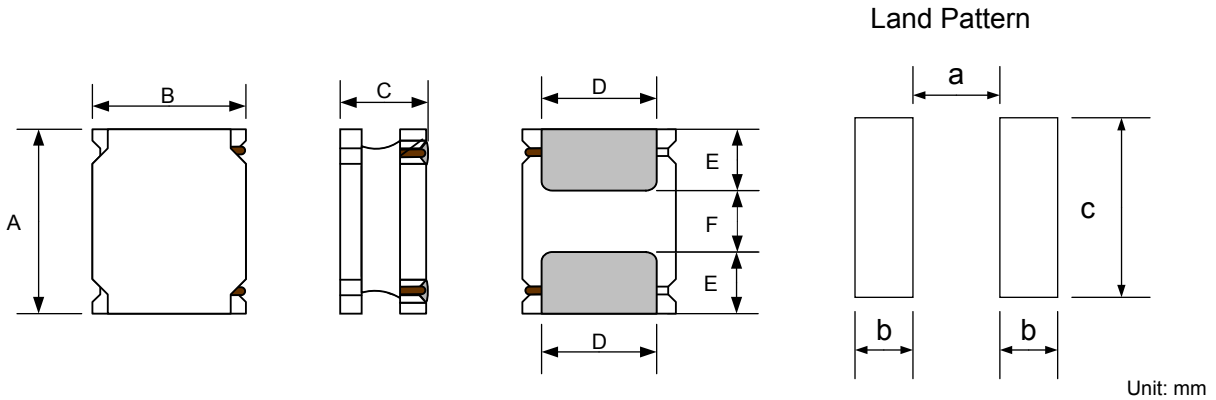

Series	A	B	C	D	E	F	a Typ.	b Typ.	c Typ.
SPH201610H	2.0±0.2	1.6±0.2	1.0Max.	1.2±0.2	0.60±0.2	0.80±0.2	0.70	0.70	1.7
SPH202012H	2.0±0.1	2.0±0.1	1.2Max.	1.5±0.2	0.60±0.2	0.80±0.2	0.65	0.70	2.0
SPH252010H	2.5±0.2	2.0±0.2	1.0Max.	1.5±0.2	0.80±0.2	0.80±0.2	0.80	0.85	2.0
SPH252012H	2.5±0.2	2.0±0.2	1.2Max.	1.5±0.2	0.80±0.2	0.80±0.2	0.80	0.85	2.0
SPH3015H	3.0±0.2	3.0±0.2	1.5Max.	2.5±0.2	0.75±0.2	1.5±0.2	1.5	0.8	2.7
SPH4012H	4.0±0.2	4.0±0.2	1.2Max.	3.3±0.2	0.95±0.2	2.1±0.2	1.9	1.1	3.7
SPH4018H	4.0±0.2	4.0±0.2	1.8Max.	3.3±0.2	0.95±0.2	2.1±0.2	1.9	1.1	3.7
SPH8030H	8.0±0.3	8.0±0.3	3.0Max.	6.3±0.3	2.00±0.3	4.0±0.3	3.8	2.2	7.5

SPECIFICATIONS

SPH201610H TYPE

Part Number	Inductance	DC Resistance		Saturation Current		Heat Rating Current	
	@1MHz	Max.	Typ.	Max.	Typ.	Max.	Typ.
Units	μH	Ω	Ω	A	A	A	A
Symbol	L	DCR		Isat		Irms	
SPH201610HR47MT	0.47±20%	0.059	0.049	2.30	2.85	2.35	2.60
SPH201610HR68MT	0.68±20%	0.076	0.063	1.95	2.45	2.05	2.25
SPH201610H1R0MT	1.0±20%	0.114	0.095	1.65	1.85	1.45	1.60
SPH201610H1R5MT	1.5±20%	0.174	0.145	1.35	1.65	1.25	1.40
SPH201610H2R2MT	2.2±20%	0.264	0.220	1.20	1.45	1.10	1.20
SPH201610H3R3MT	3.3±20%	0.335	0.279	0.90	1.05	0.88	0.98
SPH201610H4R7MT	4.7±20%	0.479	0.399	0.70	0.85	0.74	0.82
SPH201610H6R8MT	6.8±20%	0.816	0.680	0.60	0.70	0.52	0.58

SPH202012H TYPE

Part Number	Inductance	DC Resistance		Saturation Current		Heat Rating Current	
	@1MHz	Max.	Typ.	Max.	Typ.	Max.	Typ.
Units	μH	Ω	Ω	A	A	A	A
Symbol	L	DCR		Isat		Irms	
SPH202012HR47MT	0.47±20%	0.050	0.042	3.55	3.75	2.00	2.20
SPH202012HR68MT	0.68±20%	0.060	0.050	2.95	3.10	1.80	2.00
SPH202012H1R0MT	1.0±20%	0.088	0.073	2.70	2.85	1.50	1.65
SPH202012H1R5MT	1.5±20%	0.112	0.093	2.00	2.20	1.30	1.45
SPH202012H2R2MT	2.2±20%	0.127	0.106	1.40	1.65	1.20	1.35
SPH202012H4R7MT	4.7±20%	0.294	0.245	0.97	1.10	0.82	0.90
SPH202012H6R8MT	6.8±20%	0.479	0.399	0.82	0.92	0.64	0.70
SPH202012H100MT	10±20%	0.785	0.654	0.72	0.82	0.49	0.54

Sunlord Industrial Park, Dafuyuan Industrial Zone, Guanlan, Shenzhen, China 518110 **Tel**: 0086-755-29832660 **Fax**: 0086-755-82269029 **E-Mail**: sunlord@sunlordinc.com

SPECIFICATIONS

SPH252010H TYPE

Part Number	Inductance	DC Resistance		Saturation Current		Heat Rating Current	
	@1MHz	Max.	Typ.	Max.	Typ.	Max.	Typ.
Units	μH	Ω	Ω	A	A	A	A
Symbol	L	DCR		Isat		Irms	
SPH252010HR24MT	0.24±20%	0.022	0.018	4.00	4.75	4.05	4.50
SPH252010HR33MT	0.33±20%	0.043	0.036	3.80	4.60	2.40	2.65
SPH252010HR47MT	0.47±20%	0.044	0.037	2.40	2.85	2.40	2.65
SPH252010HR68MT	0.68±20%	0.055	0.046	2.20	2.55	2.20	2.45
SPH252010H1R0MT	1.0±20%	0.080	0.067	2.05	2.45	1.80	2.00
SPH252010H1R5MT	1.5±20%	0.108	0.090	1.70	1.80	1.55	1.70
SPH252010H2R2MT	2.2±20%	0.137	0.114	1.55	1.60	1.40	1.55
SPH252010H3R3MT	3.3±20%	0.228	0.170	1.10	1.30	1.10	1.20
SPH252010H4R7MT	4.7±20%	0.323	0.269	0.92	1.10	0.91	1.00
SPH252010H6R8MT	6.8±20%	0.451	0.376	0.82	0.95	0.76	0.84
SPH252010H100MT	10±20%	0.584	0.487	0.65	0.75	0.67	0.74
SPH252010H150MT	15±20%	0.954	0.795	0.55	0.65	0.50	0.55
SPH252010H220MT	22±20%	1.548	1.29	0.45	0.55	0.40	0.45

SPH252012H TYPE

Part Number	Inductance	DC Resistance		Saturation Current		Heat Rating Current	
	@1MHz	Max.	Typ.	Max.	Typ.	Max.	Typ.
Units	μH	Ω	Ω	A	A	A	A
Symbol	L	DCR		Isat		Irms	
SPH252012HR47MT	0.47±20%	0.036	0.030	3.70	4.10	3.00	3.30
SPH252012HR68MT	0.68±20%	0.061	0.051	2.50	2.70	2.10	2.30
SPH252012H1R0MT	1.0±20%	0.044	0.037	1.70	1.90	2.20	2.40
SPH252012H1R5MT	1.5±20%	0.078	0.065	2.00	2.35	1.95	2.10
SPH252012H2R2MT	2.2±20%	0.096	0.080	1.80	1.95	1.80	1.95
SPH252012H3R3MT	3.3±20%	0.144	0.120	1.15	1.25	1.40	1.50
SPH252012H4R7MT	4.7±20%	0.210	0.175	1.10	1.20	1.12	1.25

SPH3015H TYPE

Part Number	Inductance @100kHz,1V	DC Resistance (±30%)	Min. Self-resonant Frequency	Saturation Current	Heat Rating Current
Units	μH	Ω	MHz	A	A
Symbol	L	DCR	S.R.F	Isat*3	Irms*4
SPH3015H4R7NT	4.7±20%	0.096	32	0.90	1.25

SPH4012H TYPE

Part Number	Inductance @100kHz,1V	DC Resistance (±20%)	Min. Self-resonant Frequency	Saturation Current	Heat Rating Current
Units	μH	Ω	MHz	A	A
Symbol	L	DCR	S.R.F	Isat*3	Irms*4
SPH4012H1R0NT	1.0±20%	0.042	100	2.80	2.20
SPH4012H1R5NT	1.5±20%	0.050	80	2.10	2.05
SPH4012H2R2MT	2.2±20%	0.060	70	1.65	1.90
SPH4012H3R3MT	3.3±20%	0.070	60	1.40	1.70
SPH4012H4R7MT	4.7±20%	0.095	45	1.20	1.50
SPH4012H6R8MT	6.8±20%	0.125	35	0.90	1.30
SPH4012H100MT	10±20%	0.170	30	0.80	1.10
SPH4012H150MT	15±20%	0.260	24	0.65	0.75
SPH4012H220MT	22±20%	0.400	18	0.50	0.62

Sunlord Industrial Park, Dafuyuan Industrial Zone, Guanlan, Shenzhen, China 518110 **Tel**: 0086-755-29832660 **Fax**: 0086-755-82269029 **E-Mail**: sunlord@sunlordinc.com

SPH4018H TYPE

Part Number	Inductance @100kHz,1V	DC Resistance (±20%)	Min. Self-resonant Frequency	Saturation Current	Heat Rating Current
Units	μH	Ω	MHz	A	A
Symbol	L	DCR	S.R.F	Isat*3	Irms*4
SPH4018H1R0NT	1.0±20%	0.027	90	4.00	3.20
SPH4018H1R5NT	1.5±20%	0.031	70	3.60	2.95
SPH4018H2R2MT	2.2±20%	0.042	60	3.00	2.20
SPH4018H3R3MT	3.3±20%	0.055	45	2.30	2.00
SPH4018H4R7MT	4.7±20%	0.070	35	2.00	1.70
SPH4018H6R8MT	6.8±20%	0.098	30	1.60	1.45
SPH4018H100MT	10±20%	0.150	25	1.30	1.20
SPH4018H150MT	15±20%	0.210	18	1.10	0.85
SPH4018H220MT	22±20%	0.290	15	0.90	0.70
SPH4018H330MT	33±20%	0.460	12	0.70	0.55

SPH8030H TYPE

Part Number	Inductance @100kHz,1V	DC Resistance (±30%)	Min. Self-resonant Frequency	Saturation Current	Heat Rating Current
Units	μH	Ω	MHz	A	A
Symbol	L	DCR	S.R.F	Isat*3	Irms*4
SPH8030H1R0NT	1.0±20%	0.009	120	7.80	6.20
SPH8030H1R5NT	1.5±20%	0.012	80	6.20	5.30
SPH8030H2R2MT	2.2±20%	0.015	60	4.90	4.80
SPH8030H3R3MT	3.3±20%	0.019	50	4.20	4.30
SPH8030H4R7MT	4.7±20%	0.022	40	3.60	4.00
SPH8030H6R8MT	6.8±20%	0.029	32	3.00	3.40
SPH8030H100MT	10±20%	0.033	27	2.40	3.00
SPH8030H150MT	15±20%	0.060	20	2.00	2.20
SPH8030H220MT	22±20%	0.070	16	1.75	1.90
SPH8030H330MT	33±20%	0.120	13	1.30	1.50
SPH8030H470MT	47±20%	0.170	11	1.10	1.30

Note: Inductance with tolerance of ±20% or other value is also available. Please contact you local sales.
※1 : All test data is referenced to 20°C ambient;
※2 : Rated current: Isat or Irms, whichever is smaller;
※*3 : Isat: DC current at which the inductance drops approximate 30% from its value without current;
※*4 : Irms: DC current that causes the temperature rise (△T =40°C) from 20°C ambient.

Sunlord Industrial Park, Dafuyuan Industrial Zone, Guanlan, Shenzhen, China 518110 **Tel**: 0086-755-29832660 **Fax**: 0086-755-82269029 **E-Mail**: sunlord@sunlordinc.com