

# Automated Multifiber Inspection Solution

AUTOMATED INSPECTION TOOL WITH EMBEDDED ANALYSIS



Available for  
iOS and Android™



Feature(s) of this product is/are protected by one or more of: US patent 9,841,579 and equivalent patent(s) pending and/or granted in other countries; US patent 10,175,142 and equivalent patent(s) pending and/or granted in other countries; US patent 9,880,359.

Fully automated multifiber inspection solution to inspect multifiber MPO dense panels, reach recessed connectors and perform pass/fail assessments—quickly and easily.

## KEY FEATURES

Patent pending interface enabling a view of the entire multifiber connector in one shot along with individual and global pass/fail status.

Individually numbered fiber display to avoid confusion

MF-ready probes compatible with single-fiber and automated multifiber tips

Long, slim design and rotation capabilities to access dense/recessed patch panels

Fully automated, completely wireless, self-powered unit

Compatible with PC, MaxTester, FTB-1v2, FTB-2, FTB-4, iOS and Android devices

On-board connector endface analysis (IEC, IPC or custom)

All-day battery life that will never let you down

## APPLICATIONS

Data centers

FTTx networks

## SUPPORTED CONNECTORS

MPO, MTP®<sup>1</sup>, Q-ODC-12®<sup>2</sup>, HMFOC®<sup>3</sup> and OptiTip®<sup>4</sup> MT connectors

Single- or dual-row fiber connectors (12/24 or 16/32)

Single-fiber connectors such as SC, LC and others

## RELATED PRODUCT



Fiber Inspection Probe

### Notes

<sup>1</sup> MTP is a registered trademark of US Conec Ltd.

<sup>2</sup> Q-ODC is a registered trademark of HUBER+SUHNER

<sup>3</sup> HMFOC is a registered trademark of CommScope Inc.



(ES) Equipements Scientifiques SA - Département Tests & Mesures - 127 rue de Buzenval BP 26 - 92380 Garches  
Tél. 01 47 95 99 45 - Fax. 01 47 01 16 22 - e-mail: tem@es-france.com - Site Web: www.es-france.com

## FULLY AUTOMATED. UNRESTRICTED.

By combining unmatched ease of use and WiFi connectivity along with the flexibility and user-friendliness of smart devices, EXFO is removing the last roadblocks in connector certification and making testing simple and headache-free. With the FIP-435B, there is nothing stopping your field crews from following fiber testing best practices and eliminating faulty connector issues impacting the performance of your network.

## MF-READY FIBER INSPECTION PROBES

EXFO's FIP-425B and FIP-435B are now MF-ready. These fiber inspection probe versions feature the extra-wide field of view and enhanced performance required to work with the FIPT-400-MF Automated Multifiber Inspection Tip.


## MF-READY UPGRADE

Benefit from the latest and best and protect your investment. EXFO offers an upgrade service to legacy FIP-410B, FIP-420B, FIP-425B, FIP-430B and FIP-435B Fiber Inspection Probe owners. This upgrade is offered at a minimal cost and discount when purchased together with any automated multifiber inspection tip. Ask a sales representative for more details.

## AUTOMATED MULTIFIBER INSPECTION

Users can quickly and easily inspect all multiple- and single-row MPO connectors, without missing any fibers or dealing with the hassle of manipulating one or multiple scanning knobs, and while doing it right the first time. The FIPT-400-MF uses a trigger to scan all fibers automatically.

These features make it possible to inspect densely populated panels without having to disturb adjacent fibers that may be carrying information. Users can easily operate this instrument with just one hand—it's automated and fumble-free fiber inspection.



Watch it in action at: [EXFO.com/MPOverview](https://www.exfo.com/MPOverview)



## COMPATIBLE WITH VARIOUS MULTIFIBER CONNECTORS

This tip is compatible with single- and dual-row multifiber connectors regardless of the connector type.

Thanks to its removable nozzle, the solution can easily and quickly be adapted to various multifiber connector models:

- › APC or UPC polishing type
- › 12-fiber-row ferrule type for 12-24 fiber connectors
- › 16-fiber-row ferrule type for 16-32 fiber connectors

Applications also include Q-ODC-12®, OptiTip® and HMFOC® connectors.



Simply swap tips for an easy transition from single to multi-fiber using the same MF-ready inspection probe.

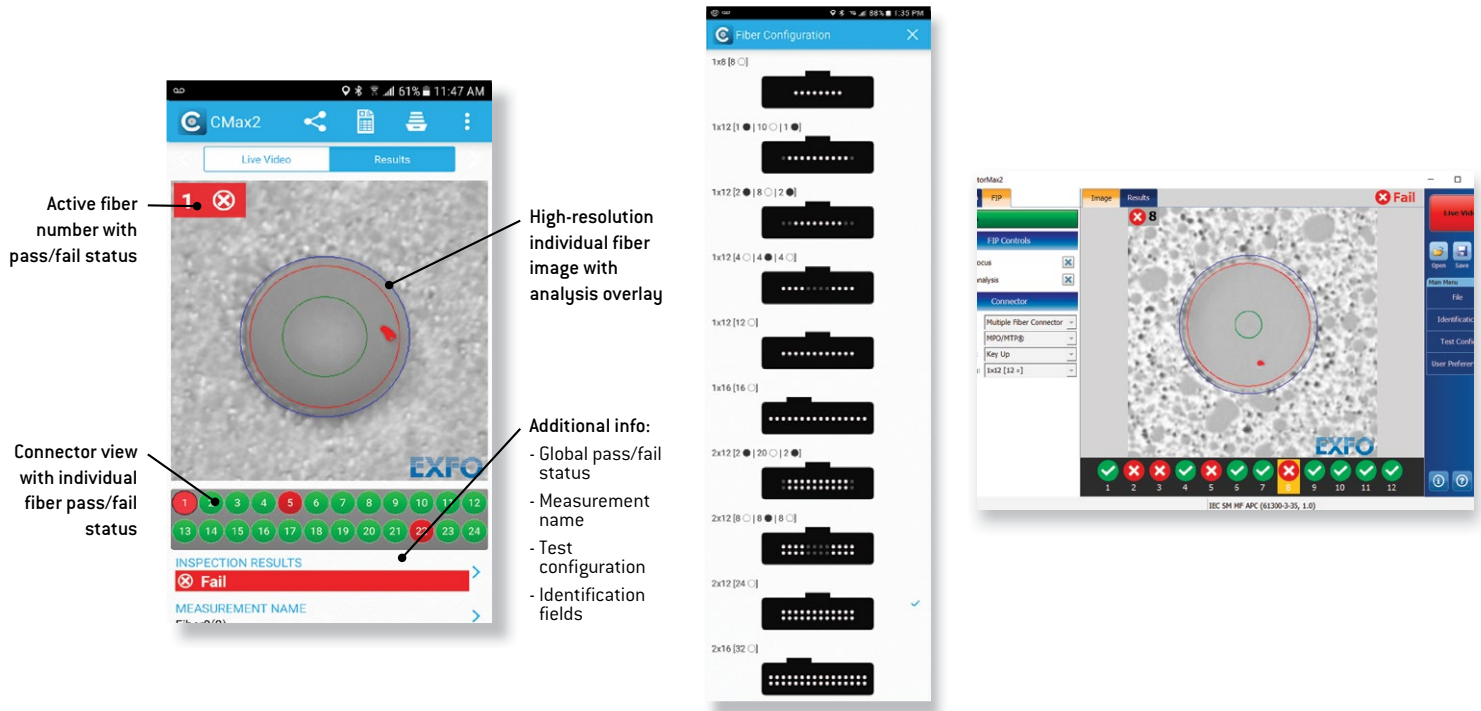


## AUTOMATED SOFTWARE

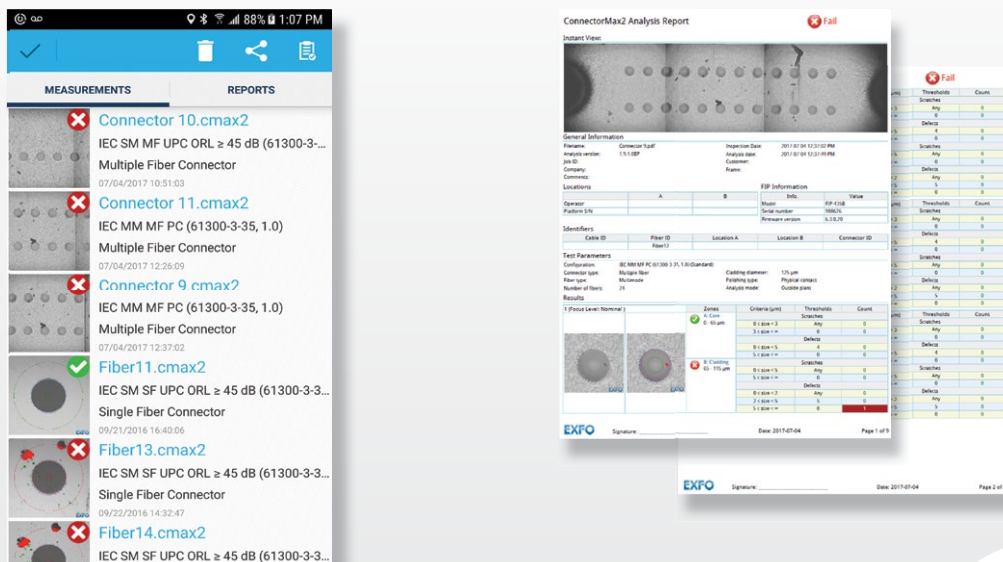
Thanks to its onboard advanced software algorithm, ConnectorMax2 ensures that no fibers are skipped and performs automated pass/fail analysis within seconds. No need to follow fibers and count them manually; the interface will number each fiber automatically and assess the pass/fail status of the entire connector as well as each individual fiber. This software provide a smooth experience across all EXFO platforms including MaxTester, FTB-1, FTB-2, FTB-4 as well as PC and smart phone applications.

EXFO's interface enables a quick assessment of the entire multifiber connector in a single view. Access single fiber as well as the entire connector pass/fail status all at once by means of a simple interface without providing fail status that could result from unused or missing fibers. Quickly navigate through individual high-resolution fiber images on demand by selecting fibers in the connector view or simply by swiping over the fiber image.

ConnectorMax supports various fiber configurations within multifiber connectors. This settings speeds up the inspection and analysis process by skipping unused fiber locations.



ConnectorMax includes complete documentation capabilities in the palm of your hands from your mobile device. You can archive your results as well as easily create and share reports within seconds.





## ORDERING INFORMATION

FIP-4**XXB-XX**-FIPT-400-MF-MPO-**XX-XX**Inspection probe model <sup>a</sup>

- FIP-4**10B** = Digital Video Inspection Probe  
Triple Magnification
- FIP-4**20B** = Analysis Digital Video Inspection Probe  
Automated pass/fail analysis  
Triple magnification  
Autocentering
- FIP-4**25B** = Wireless Analysis Digital Video Inspection Probe  
Automated pass/fail analysis  
Triple magnification  
Autocentering
- FIP-4**30B** = Automated Analysis Digital Video Inspection Probe  
Automated Focus  
Automated pass/fail analysis  
Triple magnification  
Autocentering
- FIP-4**35B** = Wireless Analysis Digital Video Inspection Probe  
Automated focus  
Automated pass/fail analysis  
Triple magnification  
Autocentering

## Base tips

- APC** = Includes FIPT-400-U25MA and FIPT-400-SC-APC  
**UPC** = Includes FIPT-400-U25M and FIPT-400-FC-SC

## Automated multifiber tips

- UPC** = For MPO/UPC connectors 12-24 fibers  
Includes: FIPT-400-MPO-BLK & FIPT-400-NZ-MPO
- APC** = For MPO/APC connectors 12-24 fibers  
Includes: FIPT-400-MPO-BLK & FIPT-400-NZ-MPO-APC
- X** = For MPO/APC connectors 16-32 fibers  
Includes: FIPT-MPO-X-BLK & FIPT-NZ-MPO-X

Extra FIP-400B tips <sup>b</sup>

## Bulkhead tips

- FIPT-400-**FC-APC** = FC/APC tip for bulkhead adapter  
FIPT-400-**FC-SC** = FC and SC tip for bulkhead adapter <sup>c</sup>  
FIPT-400-**LC** = LC tip for bulkhead adapters  
FIPT-400-**LC-APC** = LC/APC tip for bulkhead adapter  
FIPT-400-**MU** = MU tip for bulkhead adapters  
FIPT-400-**SC-APC** = SC APC tip for bulkhead adapter <sup>d</sup>  
FIPT-400-**SC-UPC** = SC UPC tip for bulkhead adapter  
FIPT-400-**ST** = ST tip for bulkhead adapter

## Patchcord tips

- FIPT-400-**U12M** = Universal patchcord tip for 1.25 mm ferrules  
FIPT-400-**U12MA** = Universal patchcord tip for 1.25 mm ferrules APC  
FIPT-400-**U16M** = Universal patchcord tip for 1.6 mm ferrules  
FIPT-400-**U20M2** = Universal patchcord tip for 2.0 mm ferrules (D4, Lemo)  
FIPT-400-**U25M** = Universal patchcord tip for 2.5 mm ferrules <sup>c</sup>  
FIPT-400-**U25MA** = Universal patchcord tip for 2.5 mm ferrules APC <sup>d</sup>

## Tip kits

- FIPT-400-**LC-K** = LC tip kit including: FIPT-400-LC: LC tip for bulkhead adapters, FIPT-400-LC-APC: LC/APC tip for bulkhead adapter, FIPT-400-U12M: Universal patchcord tip for 1.25 mm ferrules, FIPT-400-U12MA: Universal patchcord tip for 1.25 mm ferrules APC
- FIPT-400-**LC-K-APC** = LC tip kit including: FIPT-400-LC-APC: LC/APC tip for bulkhead adapter and FIPT-400-U12MA: Universal patchcord tip for 1.25 mm ferrules APC
- FIPT-400-**LC-K-UPC** = LC tip kit including: FIPT-400-LC: LC tip for bulkhead adapters and FIPT-400-U12M: Universal patchcord tip for 1.25 mm ferrules

## Extra nozzle for FIPT-400-MF tip

- FIPT-400-NZ-**MPO** = For MPO/UPC connectors 12-24 fibers  
FIPT-400-NZ-MPO-**APC** = For MPO/APC connectors 12-24 fibers  
FIPT-400-NZ-MPO-**X** = For MPO/UPC connectors 16-32 fibers  
FIPT-400-NZ-**MT** = For MT /UPC connectors 12-24-16-32 fibers  
FIPT-400-NZ-**MT-APC** = For MT /APC connectors 12-24-16-32 fibers  
FIPT-400-NZ-**QODC-12** = For Q-ODC/UPC connectors 12 fibers  
FIPT-400-NZ-**QODC-12-APC** = Q-ODC/APC connectors 12 fibers  
FIPT-400-NZ-**OTIP-APC** = For Optitip MT/APC and HMFOC®/APC connectors up to 12 fibers

Example: FIP-435B-UPC-FIPT-400-MF-MPO-APC-FIPT-400-U25M

## Notes

- a. ConnectorMax2 Mobile software available on the App Store and Google Play™.
- b. This list represents a selection of fiber inspection tips that covers the most common connectors and applications but does not reflect all the tips available. EXFO offers a wide range of inspection tips, bulkhead adapters and kits to cover many more connector types and different applications. Please contact your local EXFO sales representative or visit [www.EXFO.com/FIPTips](http://www.EXFO.com/FIPTips) for more information.
- c. Included when UPC base tips are selected.
- d. Included when APC base tips are selected.

EXFO Headquarters > Tel.: +1 418 683-0211 | Toll-free: +1 800 663-3936 (USA and Canada) | Fax: +1 418 683-2170 | [info@EXFO.com](mailto:info@EXFO.com) | [www.EXFO.com](http://www.EXFO.com)

EXFO serves over 2000 customers in more than 100 countries. To find your local office contact details, please go to [www.EXFO.com/contact](http://www.EXFO.com/contact).

EXFO is certified ISO 9001 and attests to the quality of these products. EXFO has made every effort to ensure that the information contained in this specification sheet is accurate. However, we accept no responsibility for any errors or omissions, and we reserve the right to modify design, characteristics and products at any time without obligation. Units of measurement in this document conform to SI standards and practices. In addition, all of EXFO's manufactured products are compliant with the European Union's WEEE directive. For more information, please visit [www.EXFO.com/recycle](http://www.EXFO.com/recycle). Contact EXFO for prices and availability or to obtain the phone number of your local EXFO distributor.

For the most recent version of this spec sheet, please go to the EXFO website at [www.EXFO.com/specs](http://www.EXFO.com/specs).

In case of discrepancy, the Web version takes precedence over any printed literature.

