




## PQube® 3 Power Analyzers

COMPACT, VERSATILE, PRECISE, INTUITIVE

- Up to 14 Current Channels • 4MHz HF Transients • 2kHz–150kHz Emissions •
- Revenue Grade Class 0.2 Accuracy • Class A Ed3 Power Quality

## INDUSTRIES

PQube 3 power analyzers help companies save money and time across numerous industries:



HEALTHCARE FACILITIES




TELECOMMUNICATIONS



TRANSPORT



UTILITY DISTRIBUTION



SEMICONDUCTOR  
MANUFACTURING

AND MORE

## SAVE MONEY AND GAIN PEACE OF MIND

A PQube 3 power analyzer is the best investment in productivity, process quality improvement, and peace of mind you'll ever make.

### DATA DELIVERED TO YOU ANYWHERE

Receive graphical information about trends and events on your smartphone, tablet, or laptop.

### MONITOR REMOTELY

See what's happening in real-time. Get a wide range of measurements from the comfort of your home or office.

### QUICKLY DISCOVER PROBLEMS

Receive notification of problems or impending problems the moment they happen.

### IDENTIFY ROOT CAUSES FASTER

Identify or rule out power as the root cause of a failure. Your PQube 3 pays for itself on the first avoided service call.

# MANY DEVICES IN ONE

The compact, power-packed PQube 3 series includes an endless array of functions

## Triggered Oscilloscope

Includes 40 digital oscilloscopes

Triggers on sags, swells, DC voltage, temperature, pressure, humidity, and more

Offers 250 nanosecond transient capture

Sends out notifications real-time by email, SMS or SNMP traps

## Chart Recorder

Records daily, weekly and monthly trends

Captures minimum, average, and max values by the minute, it never misses a cycle

No software to install. Emails graphs, Excel, PQDIF files to you

Helps identify deviations from normal activity, provides predictive failure analysis


## Real-time Intelligent Sensor

Reports over 3000 parameters — every second


Peace of mind with real-time analysis

Enables rapid and effective diagnostics

Ensures process compliance



# POWERSIDE®



### POWER QUALITY IS ONLY THE BEGINNING

Powerside's PQube 3 power analyzers are the only complete solution on the market. With an exhaustive array of inputs from electrical to environmental, so the PQube 3 makes sophisticated data analysis a simple process you can diagnose and fix problems fast.

PQube 3e — 14 Current Channels



## HIGH SPEED

### MICRO POWER QUALITY

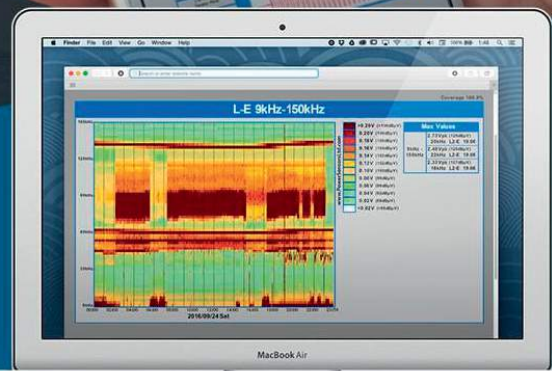
- Up to 4MHz high frequency sampling — 250ns transient detection and recording
- Event-triggered recording based on sags, swells and interruptions, over/under-frequency, waveshape changes, inrush current, and more
- 2kHz-150kHz conducted emissions recording
- High-speed 512-samples-per-cycle recording on all channels
- IEC 61000-4-30 Ed3 Class A:
  - Voltage sags/swells/interruptions
  - Voltage flicker (Pinst, Pst, PLT)
  - Voltage and current harmonics and inter-harmonics up to rank 50
  - Voltage and current unbalance
  - Voltage THD, current THD, and TDD
  - Rapid voltage changes
- Daily, weekly, and monthly trends with min/avg/max
- Daily cumulative probability, histograms, and more

## BUILT-IN WEB AND EMAIL SERVER NO SOFTWARE TO INSTALL

While other analyzers require you to download and install software, PQube 3 power analyzers don't. To review data remotely, you need nothing more than a network connection.

- Intuitive, PQube 3-generated GIF graphs, plus CSV/Excel and PQDIF (IEEE standard) files
- Automated file transfer with FTP or HTTP protocols
- Embedded firewall and bank-level security protocol (HTTPS & FTP-S)

Receive email alerts when events happen



View trend and event recordings, view meters, configure your PQube 3, and update firmware remotely from a web browser.



## INSTALL ANYWHERE

The Compact, power-packed PQube 3 power analyzers have flexible installation options, from snap-on DIN rail to portable, and everything in between. If you've got something to meter, there's a place to install a PQube!

### 1. SNAP-ON DIN RAIL

Simple and easy to install, PQube 3 power analyzers snap to existing DIN rails.

### 2. USE YOUR OWN DIN RAIL ENCLOSURE

Conveniently install and easily access your PQube 3 power analyzer inside a hinged-window enclosure.

### 3. RUGGED POLE-MOUNT

IP44-rated enclosure that's perfect for distribution line monitoring. Self-powered from monitored voltage and 3G/4G modem compatible.

### 4. RUGGED WALL-MOUNT

IP44-rated enclosure is ideal for rugged indoor/outdoor installation and 3G/4G modem compatible.

### 5. PORTABLE

Perfect for field service, our compact enclosure is built to move and is 3G/4G modem compatible.

### 6. 19-INCH RACK-MOUNT

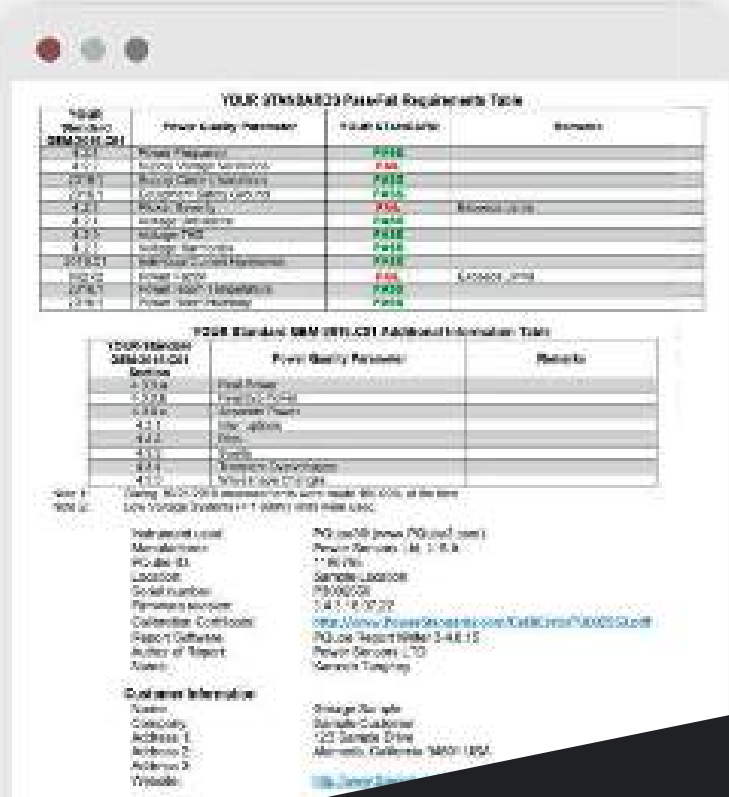
Designed for substations and data centers, this single-phase rack mount can support up to two PQubes.

## CONNECT IT YOU'RE CONFIGURED

Once you've got it mounted and wired, a PQube 3 auto detects the nominal frequency, voltage, and wiring configuration saving you time and money on commissioning.

# BONUS SOFTWARE

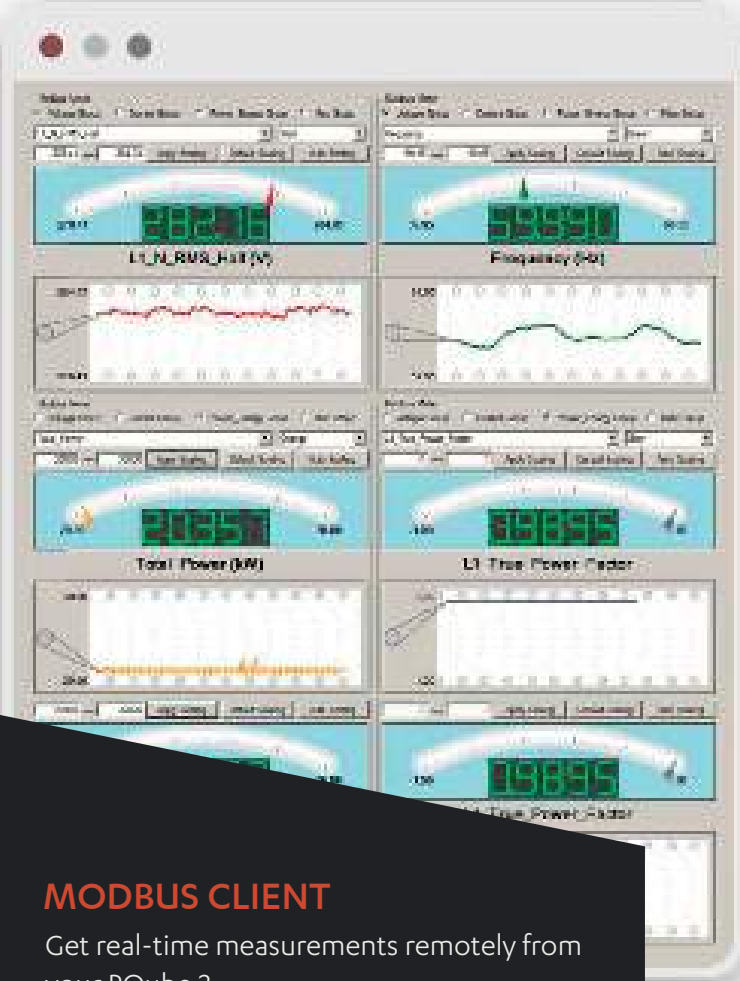
Easily view and chart real-time meters and generate custom reports using Powerside's free software



## REPORT WRITER

Save hundreds of hours by automatically analyzing measurements over days, weeks, or months.

- Generate custom reports with your logo and contact information
- Define report contents: select parameters and thresholds for compliance tables with pass/fail criteria
- Include summary statements, graphs, trends, and statistics tables
- Output various report types including EN50160, harmonics, energy, billing, and more
- Select from multiple languages or easily integrate additional languages



## MODBUS CLIENT

Get real-time measurements remotely from your PQube 3.

- Remote verification of voltage and current connections
- Real-time logging/strip charts
- Real-time scope meter with waveforms
- Real-time Voltage and current harmonics
- Real-time 2kHz–150kHz supra-harmonics
- Easy access to over 3000 parameters
- Recording of live meter values in CSV files



All our energy, in your power

## Snap on a PQube 3 Power Analyzer to Solve Power Quality Problems

Powerside's PQube® 3 series of high-speed revenue-grade power analyzers identify, measure, record, and report all power quality problems.

- Made compact, PQube's install incredibly fast auto-detecting the mains frequency, wiring configuration, and nominal voltage
- No software required
- Available with a large section of accessories and inputs from electrical to environmental
- Real-time actionable data can be accessed remotely or via user-defined reports delivered to your inbox
- Use on single or three-phase loads, a combination of loads or only for voltage measurement
- ANSI, CSA, IEC, UL, EMC, ROHS, and FCC compliant



## Services and Support

### On-site or remote monitoring and measurement

Our factory-trained technicians make power quality easy by monitoring and detecting power quality issues like voltage spikes, swells, sags, harmonic disturbances, and power interruptions. This service gives you the information you need to quickly improve operational efficiency.

### Power network analysis

Our engineers analyze your network using the latest ETAP software. They pinpoint and correct power quality issues like high harmonic distortion or poor power factor to ensure your network stays stable and operates efficiently.

### PQube® 3 Data Monitoring and Analysis

Discover how our PQube® 3 data monitoring and analysis service provides actionable insight into the power quality condition of your network. It's a painless way to reduce downtime and save operating costs.



A Powerside Pro Partner for reliable power



**Belgium & Luxembourg**  
C.N.Rood NV/SA  
Z.1 Researchpark 40  
1731 Zellik  
Belgium  
00 32 2 467 03 50

**The Netherlands**  
C.N.Rood BV  
Blauw-roodlaan 280  
2718SK Zoetermeer  
The Netherlands  
00 31 79 360 00 18

**Sweden**  
C.N.Rood BV  
Kanalvägen 1A  
19461 Upplands Väsby  
Sweden  
00 46 8 525 028 40