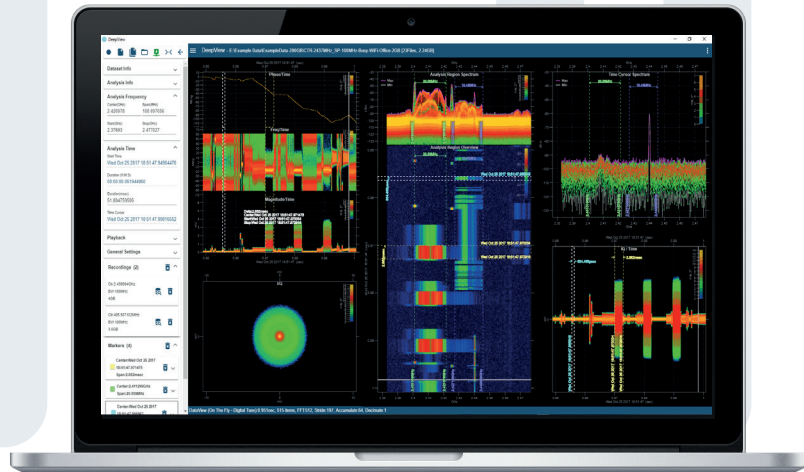


RFeye DeepView



Precision signal extraction for RF spectrum data

RFeye DeepView software is the ultimate signal extraction tool. Its robust indexing feature allows users to sift through multi-terabyte datasets and quickly find and export signals of interest (SOIs). DeepView extracts SOIs in as small a file as possible, slicing file snippets using both time and frequency limiters to facilitate rapid file transport and smarter data management.

Designed for use with the SenS Portable I/Q recorder, DeepView captures up to days of full-rate, 16-bit I/Q data in real time, up to 100 MHz per receiver channel. The low noise figure and phase noise of the SenS Portable recorder provides unparalleled signal fidelity, enabling users to find and analyze mission-critical signals, including narrow-or wideband, low-power, short-pulsed, co-channel or even frequency-hopping signals.

RFeye DeepView offers an unmatched user experience. With signal capture presets, JSON exports, and FFT automation for time versus frequency optimization, DeepView's intuitive UI has novices recording, analyzing and exporting RF files in just minutes.

DeepView doesn't just capture and extract high-value signals; it also fits into existing ecosystems with minimal fuss. With multiple file formats, it supports a number of third-party software systems, allowing you to conduct advanced signal analysis including decryption and demodulation for COMINT.

RFeye DeepView extracts crucial signals with surgical precision, preserving crucial SOIs with pristine clarity. With interoperability support, DeepView fits into your existing architecture to save you time and money.



Bandwidth



Record



Big Data



Real-time



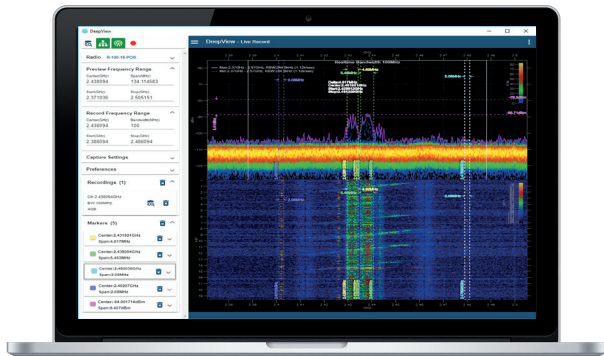
Chart



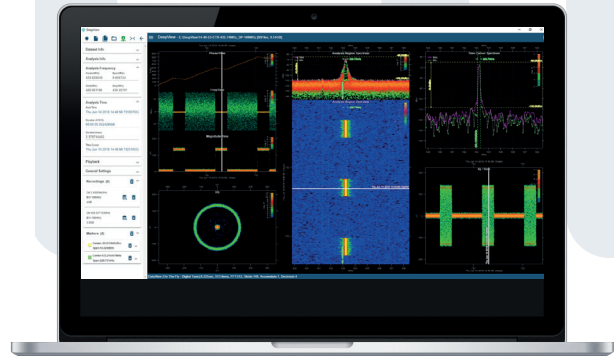
Machine
Learning

RFeye Software

RFeye DeepView Key Features



Live Mode



Analysis Mode

Key Features

RFeye DeepView makes RF recording and analysis simpler:

- › Record and analyze files of unlimited duration
- › Start recording immediately with easy parameter presets
- › Load multi-terabyte files instantly with on-the-fly analysis - load 87 TB in seconds!
- › Open single I/Q files or complete file directories at once
- › Compare comprehensive, correlated analyses of time, frequency, amplitude and phase information for your signals of interest
- › Zoom and scroll interactively in real time down to individual sample level
- › Playback the whole dataset or selected sections of I/Q data, with fast-forwarding for large datasets
- › Optimize view for frequency or time clarity using time-frequency adjustment slider to rapidly adjust FFTs
- › Keep your place with shared marker and delta-marker functionality between live recording and analysis modes
- › Extract digitally tuned and filtered sections of I/Q data with no export size limit
- › Export chart data in JSON format
- › Analyze signal files with 3rd-party toolsets using multiple file formats for I/Q
- › Maximize software benefits with analysis-only and recording-and-analysis software options

PC Requirements

RFeye DeepView is a Windows desktop application; for best performance it requires a high-quality PC or Windows server as follows:

- › Intel quad-core i9 processor
- › RAM 16 GB or 32 GB
- › 4-lane Thunderbolt 3 port for controlling the RFeye SenS Portable hardware module (where used)

We highly recommend purchasing the PC through CRFS to ensure Thunderbolt compatibility. This option allows you to start recording immediately using a pre-configured, fully tested system.



CRFS Inc
Chantilly, VA, USA
+1 571 321 5470
enquiries@crfs.com

CRFS Ltd
Cambridge, UK
+44 1223 859 500
enquiries@crfs.com

CRFS and RFeye are trademarks or registered trademarks of CRFS Limited. Copyright ©2019 CRFS Limited. All rights reserved. No part of this document may be reproduced or distributed in any manner without the prior written consent of CRFS. The information and statements provided in this document are

