



KEY FEATURES

- 2 analog input channels (APx525)
- 4 analog input channels (APx526)
- AES/SPDIF digital I/O
- Typical THD+N < -110 dB [with AG52 option]
- > 1 MHz bandwidth @ 24 bits on two channels [with BW52 option]
- 1.2 M point FFTs
- Transfer Function Measurement
- Open-Loop Chirp Measurement
- Support for the complete range of APx digital I/O options
- Optional Advanced Master Clock for Reference, Sync and Trigger

The ideal balance of analog performance and breadth of digital I/O

The **APx52x B Series** of audio analyzers combines our award-winning user interface and legendary performance with a comprehensive range of modular I/O options. The APx52x B Series brings AP innovations such as one-click measurements, code-free automation and sophisticated reporting to every interface in every combination.

Outstanding performance and flexibility

The B Series APx525 ships with two channels of analog I/O and our Digital Interface Option (DIO) with AES/SPDIF digital inputs and outputs, and includes ASIO capability. If you need more than that, APx525 is ready with a full range of choices, from additional channels of analog to a chip-level digital serial interface (DSIO), HDMI+ARC, PDM (Pulse Density Modulation) or *Bluetooth®* wireless technology with built-in radio.

Need higher analog performance? With the BW52 enhanced analog bandwidth option installed, you can make a million-point FFT spectrum acquisition at 24 bits, across a bandwidth of DC to over 1 MHz on two channels. And with the AG52 enhanced analog generator option, typical system THD+N is as low as -110 dB.

The **B Series APx526** is a four channel version for those who require additional analog input channels.

The power of APx measurement software

Across all measurements, the APx UI is fast and intuitive. Just click to select a measurement, then click to add a filter. Drag limits to set pass/fail points right on the results graph. Effortlessly specify computations for derived results. The APx generator can output steady tones, twin tones, sweeps, chirps, multitones or play WAV files as arbitrary waveforms.

Automation and reporting

Repetitive bench tests and production testing can easily be automated with the built-in measurement sequencer and saved as a project that can be used with any APx analyzer. Production Test mode provides an optional simplified operator interface with multiple run statistics, created and supervised by a manufacturing engineer. Access the API if you prefer: documentation for VB.NET, C#.NET, MATLAB, and LabVIEW is included. Create powerful reports with Microsoft Word that let you define your own formatting and add graphs, tables and logos.



APx526 4-channel analyzer

OPTIONS

Select the options that match your needs. All models use the same software, so sharing projects is easy and modular hardware allows for future upgrades.

PERFORMANCE

AG52 Adds analog square wave and DIM generation, higher maximum output and improved system THD+N

DIGITAL I/O & CLOCK

Digital Serial Adds interface for I²S, TDM, DSP
Bluetooth® Adds Bluetooth radios for wireless audio test

PDM Adds direct connectivity for digital MEMS mics
AMC Advanced Master Clock adds jitter clock, sync and trigger I/O

Versatile, Powerful Audio Test

Combined with APx audio measurement software, the B Series APx audio analyzers integrate power, flexibility and ease-of-use. Choose between Bench Mode for real-time visibility into device behavior across a variety of parameters, and Sequence Mode for fast production testing and automated measurements.

APx Digital Options

APx B Series audio analyzers offer world-class performance and flexibility. Our modular systems allow you to select the interfaces and options that make sense for the work you do, covering the widest range of digital I/O in the industry. Select models support jitter generation and analysis when installed in AMC-configured APx analyzers.

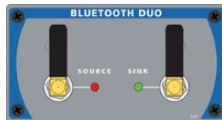
HDMI

The B Series APx HDMI option (HDMI+ARC) allows you to measure HDMI audio quality and audio format compatibility on devices such as surround sound receivers, set-top boxes, HDTVs, smartphones and tablets, and DVD or Blu-ray Disc™ players.



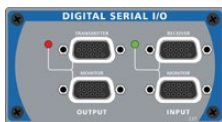
Bluetooth®

The B Series APx Bluetooth Duo supports A2DP, AVRCP, HFP, and HSP profiles for comprehensive wireless audio testing. With two integrated radios, APx Bluetooth Duo easily supports source/sink, audio gateway/handsfree, and target/controller profile roles.



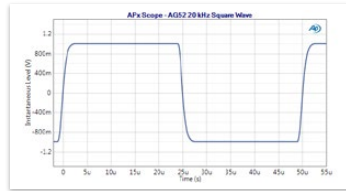
Digital Serial

The Digital Serial I/O option adds a multichannel digital serial interface. This provides a direct connection to chip-level interfaces such as I²S and supports all popular serial interface formats including left justified, right justified, and DSP. This option is jitter capable.




PDM

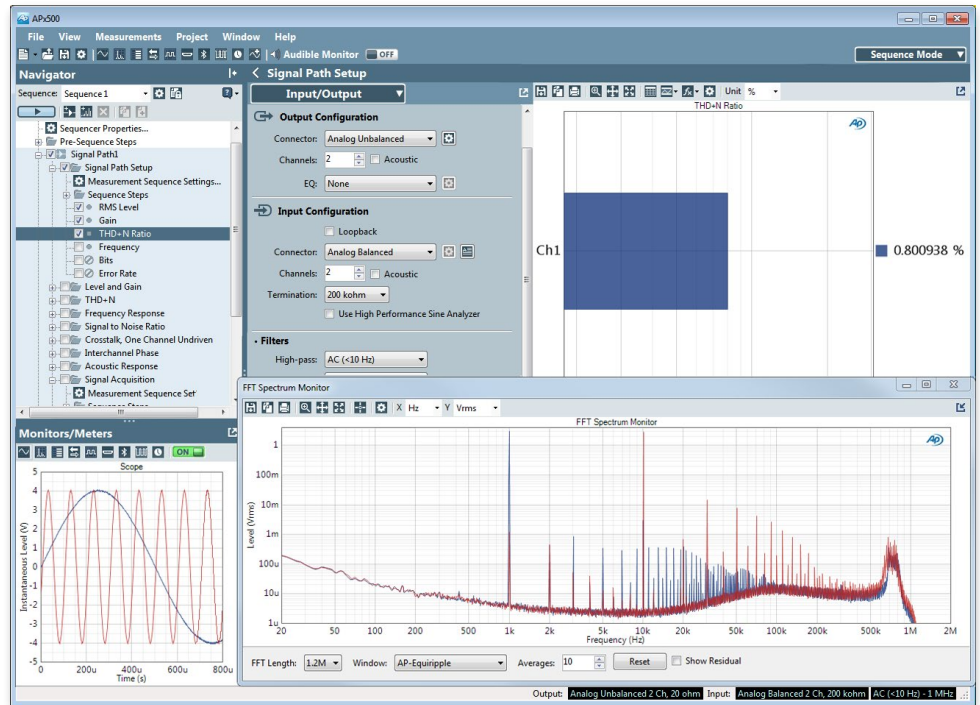
The APx PDM option provides direct connectivity for audio devices that have a PDM output (such as a MEMS microphone) or input (such as the decimator on a smartphone chip). In addition to all the standard audio measurements, APx provides variable DC voltage, variable sample rate, and a PSR (Power Supply Rejection) measurement to test the device's full operating parameters. This option is jitter capable.



20 kHz square wave generated with the AG52 option



HDMI Metadata Monitor showing hotplug errors in-stream



APx500 UI with 24-bit 1 MHz FFT spectrum monitor display

KEY SPECIFICATIONS

SYSTEM PERFORMANCE

Residual THD+N (20 kHz BW)
 -105 dB + 1.3 μ V
 Typical <-108 dB (1 kHz, 2.5 V)
 Typical <-110 dB (1 kHz, 2.5 V) [with AG52]

GENERATOR PERFORMANCE

Sine Frequency Range
 0.1 Hz to 80.1 kHz
Square Frequency Range [requires AG52]
 10.0 Hz to 30.0 kHz
Frequency Accuracy
 3 ppm

IMD Test Signals
 SMPTE, MOD, DFD; DIM [requires AG52]

Maximum Amplitude (balanced)
 21.21 Vrms
 26.66 Vrms bal, 13.33 Vrms unbal, when $F_s \geq 10$ Hz [with AG52]

Amplitude Accuracy
 ± 0.03 dB (+15° C to +30° C)
Flatness (20 Hz - 20 kHz)
 ± 0.008 dB

Analog Output Configurations
 Unbalanced and balanced

Digital Output Sampling Rate
 27 kS/s - 200 kS/s*

Dolby / DTS Generator
 Yes (encoded file)

ANALYZER PERFORMANCE

Maximum Rated Input Voltage
 230 Vpk

Maximum Bandwidth
 >90 kHz
 >1 MHz [with BW52]

IMD Measurement Capability
 SMPTE, MOD, DFD

Amplitude Accuracy (1 kHz)
 ± 0.03 dB (+15° C to +30° C)

Amplitude Flatness (20 Hz - 20 kHz)
 ± 0.008 dB

Residual Input Noise (20 kHz BW)
 1.3 μ V

Individual Harmonic Analyzer
 d2-d10

Maximum FFT Length
 1248K points

DC Voltage Measurement
 Yes



Accredited by A2LA
 under ISO/IEC: 17025
 for equipment calibration

*Optical 27 kS/s to 108 kS/s