

— Introducing a New CAN Unit for the Memory HiLogger LR8450 —

Make **CAN** Measurements with a Logger

- ✓ Simultaneously observe analog data such as voltage and temperature along with CAN data in real time.
- ✓ Receive CAN signals wirelessly.
- ✓ Enjoy unified management of CAN data and analog data on existing systems.



U8555 (plug-in unit)



LR8535 (wireless unit)

Receive CAN/CAN FD: acquire up to 500 channels of data with a single unit

Send CAN/CAN FD:
as quickly as 1 ms

Measure CAN data wirelessly and
operate on battery power

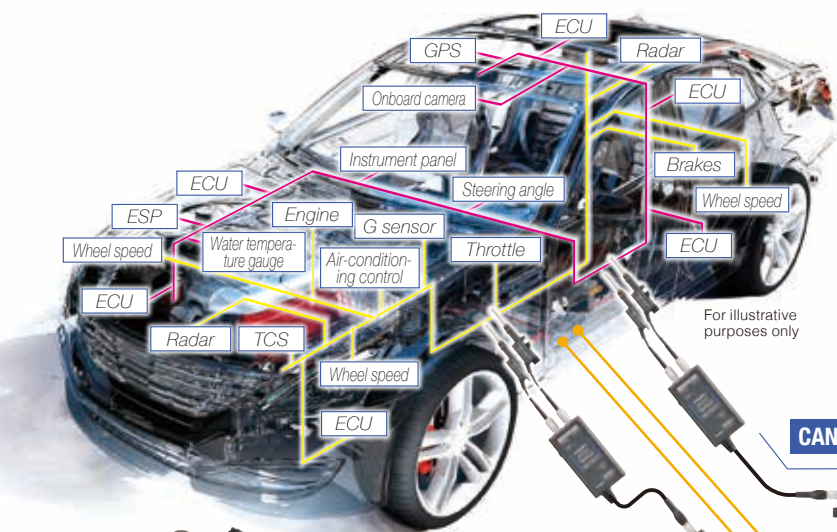


LR8450-01

CAN INPUT

Plug-in unit

Wireless unit



SP7001-95 (option)

Receive CAN signals using a contactless, wireless setup!
Wireless CAN Unit LR8535 + Non-Contact CAN Sensor SP7001-95

Supply power from the battery-driven wireless unit to the Non-Contact CAN Sensor SP7001-95 via USB to implement a wireless CAN measurement setup that requires no external power supply. (The system can operate for about five hours on battery power.) Since no ECU analysis tools or computer is required, the setup takes little space and can be used to reduce the amount of wiring needed for driving tests.

CAN input Acquire information such as engine RPM and vehicle speed.

Measure temperature and vibration in the vehicle.

USB power

WIRELESS CAN UNIT LR8535

Battery power




Graph CAN signal information and analog data simultaneously

CAN signals are converted into analog waveforms and graphed in real time. Simultaneously review waveforms for analog data such as voltage, temperature, and strain along with information acquired from the CAN bus such as vehicle speed and engine RPM.



CAN OUTPUT

Plug-in unit



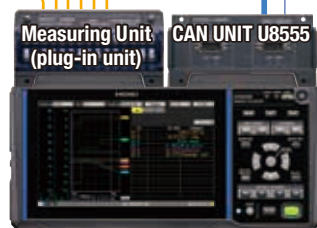
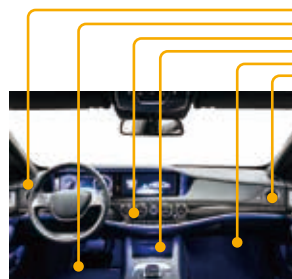
Unified management as CAN data on existing systems

Capturing measurement data

Measure temperature and vibration in the vehicle.

CAN output

Output data measured by the unit as CAN signals.



Enjoy unified management of CAN data and measured analog data on existing CAN systems!

Send analog data measured using a wired unit over a CAN bus. This capability lets you integrate reliable data acquired using calibrated instruments with data on the CAN bus and upstream systems to realize unified management.

HIOKI

HIOKI E. E. CORPORATION

HEADQUARTERS

81 Koizumi,
Ueda, Nagano 386-1192 Japan
<https://www.hioki.com/>



Scan for all regional contact information

Note: Company names and product names appearing in this brochure are trademarks or registered trademarks of various companies.

DISTRIBUTED BY

ES France - Département Tests & Mesures - 127 rue de Buzenval BP 26 - 92380 Garches
Tél. 01 47 95 99 45 - Fax. 01 47 01 16 22 - e-mail: tem@es-france.com - Site Web: www.es-france.com