



## LP-HBX-D Series

- DC Blocked for Maximum RF Surge Protection
- Multi-Strike Capability
- Broadband Performance from 100MHz up to 700MHz
- Exceptional RF Characteristics
- High Power Design for Single & Multi Channel Coax Applications
- Universal Mounting/Grounding Bracket Included



## Lightning and Surge Protection for The 21st Century™

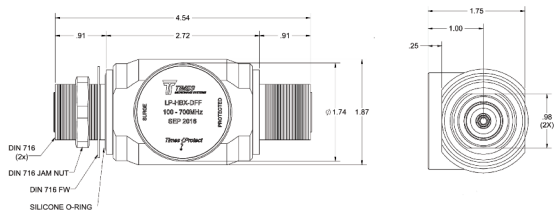
The **Times Protect**® LP-HBX-D series high performance surge arrester series addresses applications in the 100MHz-700MHz spectrum. Our unique DC blocking technology employed in this design provides optimum isolation of the antenna port from the protected equipment port for maximum surge protection. LP-HBX-D series surge protectors have exceptional RF performance and are constructed from the highest quality materials for unsurpassed durability and longevity. These units meet and surpass all applicable industry standards.

The LP-HBX-D series product family is available with DIN connector configurations to satisfy various installation requirements.

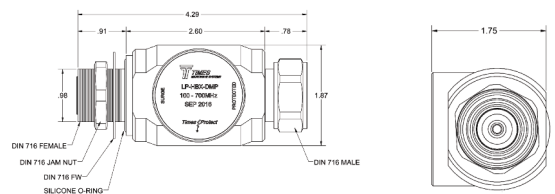
### LP-HBX-D Series:

- LP-HBX-DFD  
DIN Female connectors on surge and protected sides
- LP-HBX-DMP  
DIN Male connector on protected side with DIN Female connector on surge side
- LP-HBX-DMS  
DIN Male connector on surge side with DIN Female connector on protected side

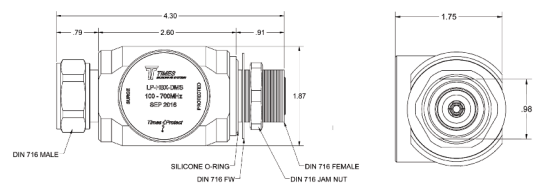




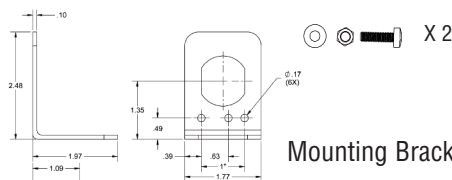
- LP-HBX-DFF  
DC Blocked DIN Type Female/Female



- LP-HBX-DMP  
DC Blocked DIN Type Male on Protected

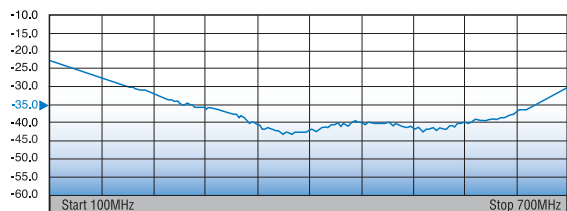


- LP-HBX-DMS  
DC Blocked DIN Type Male on Surge

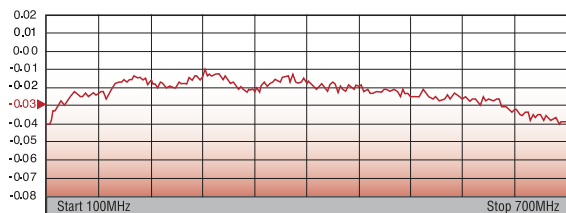


Mounting Bracket Included

S11 TYPICAL RETURN LOSS



S21 TYPICAL INSERTION LOSS



Electrical Specifications	
Impedance	50 Ω
Frequency Range	100-700 MHz
VSWR/Return Loss	<1.15:1 / <-23dB (100-150 MHz) <1.1:1 / <-26dB (150-700 MHz)
Insertion Loss	< 0.1dB
Impulse Discharge Current	20KA multiple (8x20μs wave-form)
Residual Pulse Voltage	<5V@6kV/3kA (8x20μs wave-form)
Energy Throughput Rating	<1.4μJ @ 6kV/3kA (8x20μs wave-form)
Power Handling	750 Watts
Protection Circuit	DC Blocked

Mechanical / Environmental Specifications	
Temp Range Storage/Operating	-40°C - +85°C / -40°C - +50°C
Weatherization	IP 65
Thermal Shock	US MIL-STD 202, Meth.107,Cond.B
Vibration	US MIL-STD 202, Meth.204,Cond.B
Shock	US MIL-STD 202, Meth.213,Cond.I
RoHS Compliant	Yes
Mating Life Cycle	> 500
Recommended Coupling Nut Torque	220 to 300 in-lb
Unit Weight	0.48kg/pc / 1.06lb

Material Specifications		
Component	Material	Plating
Body	Aluminum	White Bronze
Inner Conductor Male	Brass	Silver
Inner Conductor Female	Phosphor Bronze	Silver
Coupling Nut	Brass	White Bronze
Insulator	PTFE	--
O-Ring	Silicone Rubber	--

\*All dimensions shown in inches



World Headquarters: 358 Hall Avenue, Wallingford, CT 06492 • Tel: 203-949-8400, 1-800-867-2629 • Fax: 203-949-8423

International Sales: 4 School Brae, Dysart, Kirkcaldy, Fife, Scotland KY1 2XB UK • Tel: +44(0)1592655428

China Sales: No. 318 Yuan Shan Road, Shanghai 201108 China • Tel: 86-21-51761234 • Fax: 86-21-64424098

www.timesmicrowave.com

LP-HBX-N 09/16