

LILLIPUT®

12G-SDI

13.3" Studio / Broadcast Monitor

Studio / Broadcast monitor for professional camcorder & camera
Application for video production & making movies.

Q13





12G-SDI / 4K HDMI Signal

12G-SDI, 4K HDMI, 12G SFP+ and other signal transmission methods are integrated into this display, to avoid being lost in the choice question for video signals.

Equipped with 12G-SDI, 3G-SDI and HDMI 2.0 input/output interfaces, it can support up to 4096×2160 (60p, 50p, 30p, 25p, 24p) & 3840×2160 (60p, 50p, 30p, 25p, 24p) signal.

12G SFP+ interface, which allows to transmit 12-SDI signal via SFP optical module, is suitable for most broadcast field.

12G-SDI Single-Link

ST2082-10
1×12G-SDI

ST2081-10
1×6G-SDI



12G-SDI Dual-Link

ST2081-11
2×6G-SDI

ST425-3
2×3G-SDI

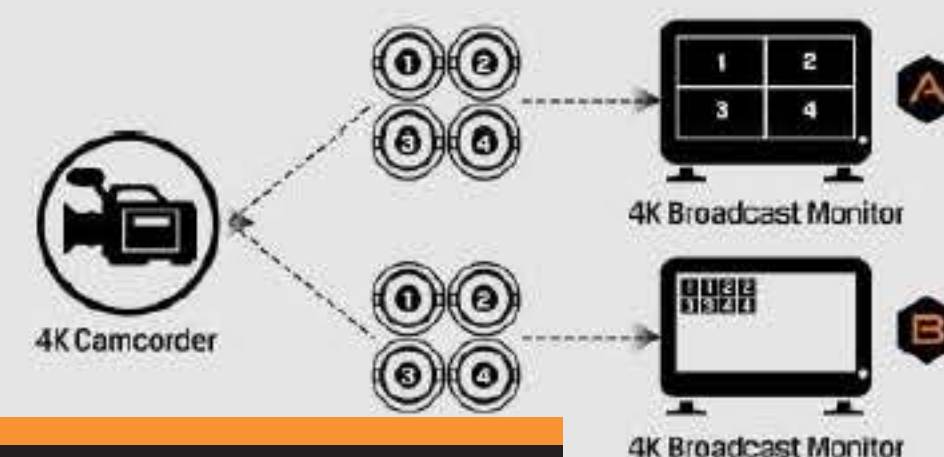


12G-SDI Quad-Link

ST425-3
4×HD-SDI

ST425-5
4×3G-SDI

A Square Division (4K mode)
B 2 Sample Interleave (4K mode)



Accurate Color Calibration

A specific calibration to reproduce the colors of the image color space.
Color calibration supports the PRO/LTE version
of ColourSpace CMS by Light Illusion.



4K 12G-SDI



Color Temperature

According to the different senses of the pictures, filmmaker have their own preferences for different color temperatures. The default is 3200K / 5500K / 6500K / 7500K / 9300K five color temperature conditions, can also be customized according to user needs.

Gammas

Gamma redistributes tonal level closer to how our eyes perceive them. Since Gamma value is adjusted from 1.8 to 2.8, more bits would be left to describe the dark tones where the camera is relatively less sensitive.



Remote Control Application

Connect your computer to control the monitor via applications. The interfaces of RS422 In and RS422 Out can realize synchronization control of multiple monitors.



LAN / RS422

Select an appropriate port from LAN or RS422 to connect to the user's operating interface, allowing the application to identify the monitor before control.



Picture

Brightness, contrast, saturation, tint, sharpness, backlight and color temperature can be controlled in this pattern.



Marker

Skip the complex menu options and select necessary marker directly.



Function

Includes waveform, histogram, and other features in this pattern.



Source

Switch between four different SDI signals and single HDMI signal



Audio

Any audio channel can be matched and control level meter and audio vector.



Tally/UMD

Control the color of Tally, as well as the text format of the UMD.



Quad Split Multiview

In Quad-Split Multiview mode, any input signals can be selected and changed among 12G-SDI, 3G-SDI, HDMI2.0 and 12G-SFP+ Moreover, images can be differentiated with colorful borders to enhance the senses of monitoring.



The four images are allowed to select the input signal source separately, and cinematographers can also quickly switch between each input signal via physical buttons.

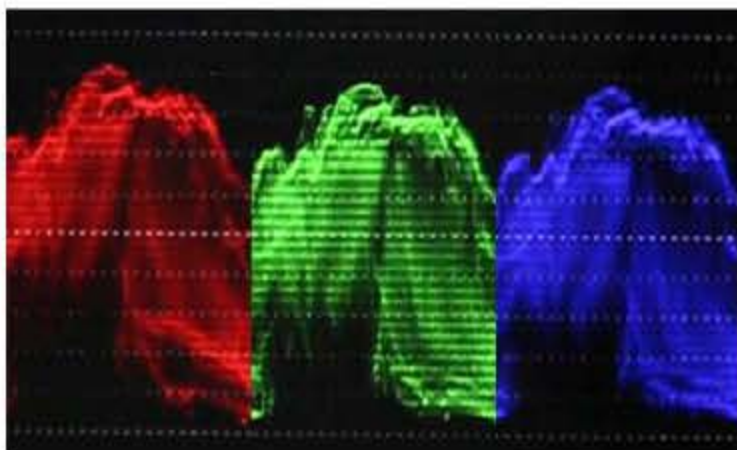


In the mode of quad split multiview, user can select any one input signal for audio/sound output, for example, SDI, HDMI or SFP+.



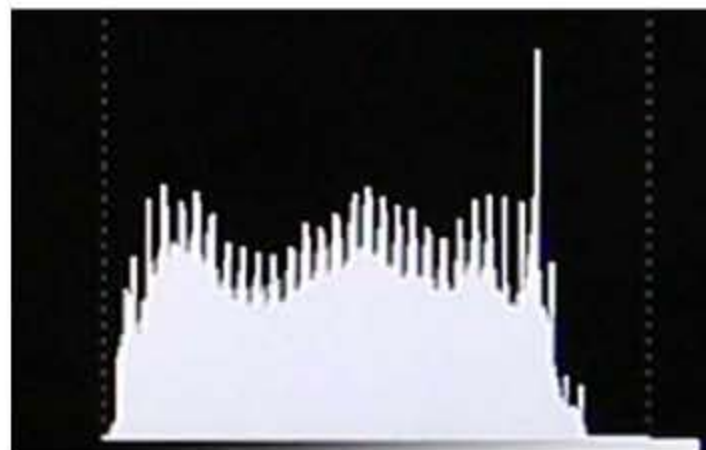
Audio Vector (Lissajous)

The Lissajous shape is generated by graphing the left signal on one axis against the right signal on the other axis. It used to test the phase of mono audio signal and phase relationships depends on its wavelength. Complex audio frequency content will make the shape look like a complete mess so it is usually used in post production.




WAVEFORM

Quickly and easily check under or over exposure as well as color and white balance issues on pictures.



HISTOGRAM

A display that indicates how many of the pixels in a photo are at that given level of brightness.



FALSE COLOR

An image that depicts an object in colors that differ from those a photograph (a true-color image) would show. Supports ARRI, RED False color.



USER MARKERS

Adjusting the lines of four directions to shape any type of safety marker it can also weaken the sense of existence of the image outside the marker.



PEAKING FOCUS

It highlights the areas that are in focus so you are able to quickly focus the camera and not miss crucial shots.



EXPOSURE

Areas of the image over a certain threshold are filled with a striped pattern to dramatically highlight areas where too much light is falling on the image sensor

Camera Auxiliary Functions

Provides plenty of auxiliary functions for taking photos and making movies, such as peaking, false color and audio level meter.



Quad-Split




ES France - Mobilité & Systèmes Embarqués
127 rue de Buzenval BP 26 - 92380 Garches



Tél. 01 47 95 99 80
Fax. 01 47 01 16 22



e-mail : mse@es-france.com
Site Web : www.es-france.com



H/V Delay

HDR

HDR OFF



Inaccurate exposure, reduced image detail, unsatisfactory viewing experience.

HDR ON



Enjoy sharper images, greater detail and richer colors.

3D LUT



HDR

When HDR is activated, the display reproduces a greater dynamic range of luminosity, allowing lighter and darker details to be displayed more clearly. Effectively enhancing the overall picture quality.
Support ST2084 300 / ST2084 1000 / ST2084 10000 / HLG.

3D LUT

3D-LUT is a table for quickly looking up and output specific color data. By loading different 3D-LUT tables, it can quickly recombine color tone to form different color styles.
Built-in 3D-LUT, featuring 17 default logs and 6 user logs.



ES France - Mobilité & Systèmes Embarqués
127 rue de Buzenval BP 26 - 92380 Garches



Tél. 01 47 95 99 80
Fax. 01 47 01 16 22



e-mail : mse@es-france.com
Site Web : www.es-france.com



Easy-to-use

F1-F4 user-definable buttons to custom auxiliary functions as shortcut, such as peaking, underscan and checkfield. Use the Dial to select and adjust the value among of sharpness, saturation, tint and volume, etc.



ES France - Mobilité & Systèmes Embarqués
127 rue de Buzenval BP 26 - 92380 Garches



Tél. 01 47 95 99 80
Fax. 01 47 01 16 22



e-mail : mse@es-france.com
Site Web : www.es-france.com

STANDARD



15V DC Adapter



VESA Mount Plate



Battery Plate



Base Bracket



USB Flash Disk

OPTIONAL



SFP Optical Fiber Module



Gimbal Bracket



Rack Mount Bracket