

OSICS T100

TUNABLE LASER MODULE

■ EXFO's OSICS T100 is a cost effective, stepped external cavity tunable laser module that integrates the patented T100 cavity. The module combines a narrow linewidth, high output power and ultra-low optical noise, and significantly increases the dynamic range of measurements. Each T100 module can be tuned anywhere across a 100 nm range and can be combined together with an optical switch in a single OSICS-8 mainframe to provide full telecom wavelength coverage, from 1260 nm to 1680 nm.



KEY FEATURES

External cavity design

Spectral coverage from 1260 nm to 1680 nm

>100 nm step-by-step tunability

6 dBm output power

Ultra-low SSE noise: 90 dB/0.1 nm

Narrow linewidth

Digital modulation up to 1 MHz

Easy front panel or remote control



The T100 laser modules are ideal laser sources for stepped optical component testing where high optical power and low optical noise are required to achieve high quality measurements. A “full band laser” solution can be created by combining four lasers with a SWT switch module in a single OSICS mainframe, providing a unique, cost effective, tunable laser system that covers the full telecom wavelength range with a single fiber output.

KEY FEATURES

Complete telecom spectrum coverage

All telecom wavelength bands (O, E, S, C, L and U) are supported through different models of the T100 laser series from 1260 nm to 1680 nm. Each T100 laser wavelength can be tuned with ± 200 pm accuracy and a ± 10 pm step resolution (or 1 pm with the high resolution option R).

90 dB/0.1 nm ultra-low optical noise

The unique T100 cavity eliminates broadband spontaneous emission (SSE) normally present in an external cavity laser's output, while maintaining a high output power. The OSICS T100 has one of the lowest figures of merit for SSE of any tunable laser on the market and dramatically improves measurement dynamic range during component testing.

Modular flexibility

Thanks to its modular design, the OSICS platform can initially be purchased for partial spectral coverage, and later upgraded with modules covering different wavelengths, to stagger capital expenditure.

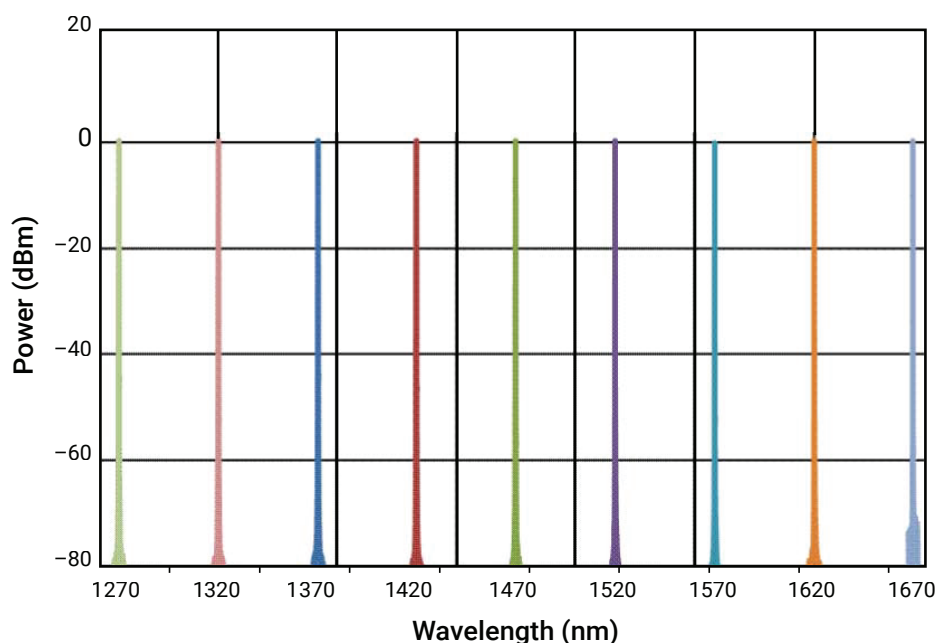


Figure 1.OS-T100 lasers spectra taken at various wavelengths throughout the telecom range



APPLICATIONS

Telecom system and component testing

Ultra-low SSE is a big advantage and enables repeatable high dynamic range measurements. Its proven reliability and easy-to-use interface make it ideal for production environments.

Material characterization

Thanks to its broad spectral coverage, the T100 is ideal for silicon photonics, CWDM, PON and photonic crystal characterization.

Scientific research and development

Extensive trigger and modulation ports provide added flexibility and satisfy a wide range of test requirements.

OSICS FULL BAND LASER

It is possible to create a full-band laser solution composed of an OSICS mainframe fitted with four lasers (T100 1310, T100 1415, T100 1520 and T100 1620) and a switch module thus creating a single-fiber output tunable laser solution.



OVERVIEW OF AVAILABLE MODELS

The laser models cover the main telecom bands and are designed to be included in the OSICS platform, particularly in a **full band laser** setup.

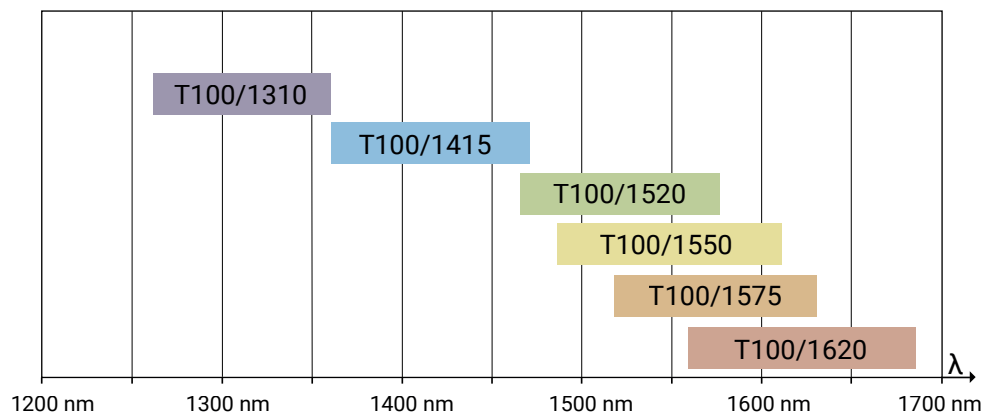


Figure 2. Wavelength range of available T100 modules

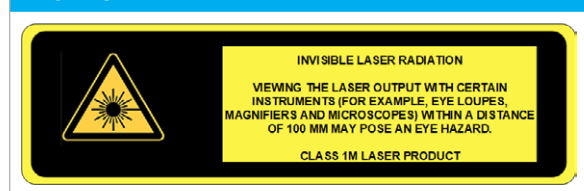


Specifications apply after 60-minute warm-up and for wavelengths not equal to any water absorption line.

SPECIFICATIONS

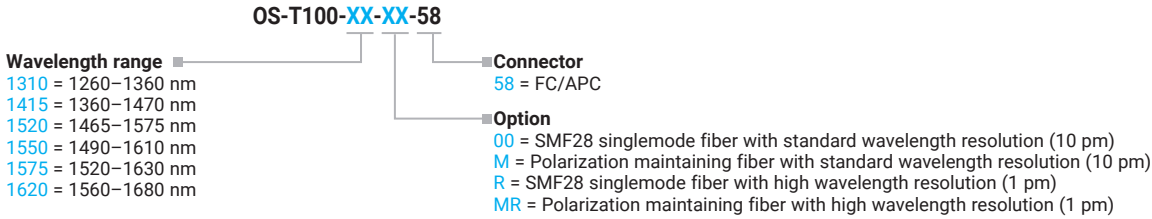
		T100 1310	T100 1415	T100 1520	T100 1550	T100 1575	T100 1620
Wavelength range (nm)	P= 0 dBm P= 3 dBm P= 6 dBm	1260–1360 1290–1340	1360–1470 1390–1445	1465–1575 1495–1555	1490–1610 1520–1590	1520–1630 1540–1610	1560–1680 1580–1660
Signal to source spontaneous emission ratio ^a		≥ 90 dB / 0.1 nm (typical)					
Side mode suppression ratio (dB) ^a		≥ 45					
Stability ^{b, c}	Wavelength Output power	±0.01 nm/h (±0.01 nm / 24 h typical) ±0.01 dB/h (±0.01 dB / 24 h typical)					
Relative intensity noise ^d		< -140 dB/Hz					
Spectral width (FWHM)		150 kHz typical (coherence control off) > 100 MHz (coherence control on)					
Wavelength setting accuracy (nm) ^c		±0.2					
Wavelength setting repeatability (nm)		±0.01 (typical)					
Wavelength setting resolution (nm)		0.01 (0.001 option R)					
Tuning speed (step-by-step) (nm/s) ^{e, f}		10 (typical)					
Analog modulation		50 Hz to 50 MHz (external)					
Digital modulation		50 Hz to 1 MHz (internal and external)					
Optical isolation (dB)		35					
Output fiber type		SMF or PMF (option M)					
Output connector		FC/APC narrow key					
Laser safety classification		Class 1M					

LASER SAFETY



- a. Measured over a 0.1 nm bandwidth ±1nm from the signal.
b. At constant temperature.
c. Measured at 0 dBm output power.
d. RIN within the range 100 MHz–3 GHz measured at 3 dBm output power with RBW = 30 kHz.
e. With the high resolution option (R) the tuning speed is 2.5 nm/s typical.
f. The laser does not allow for sweep.

ORDERING INFORMATION



Example: OS-T100-1310-00-58

EXFO headquarters T +1 418 683-0211 Toll-free +1 800 663-3936 (USA and Canada)

EXFO serves over 2000 customers in more than 100 countries. To find your local office contact details, please go to www.EXFO.com/contact.

For the most recent patent marking information, please visit www.EXFO.com/patent. EXFO is certified ISO 9001 and attests to the quality of these products. EXFO has made every effort to ensure that the information contained in this specification sheet is accurate. However, we accept no responsibility for any errors or omissions, and we reserve the right to modify design, characteristics and products at any time without obligation. Units of measurement in this document conform to SI standards and practices. In addition, all of EXFO's manufactured products are compliant with the European Union's WEEE directive. For more information, please visit www.EXFO.com/recycle. **Contact EXFO for prices and availability or to obtain the phone number of your local EXFO distributor.**

For the most recent version of this spec sheet, please go to www.EXFO.com/specs.



ES France - Département Tests & Mesures
 127 rue de Buzenval BP 26 - 92380 Garches



Tél. 01 47 95 99 45
Fax. 01 47 01 16 22



e-mail : tem@es-france.com
Site Web : www.es-france.com