


LOGPER ANTENNAS

HYPERLOG[®]

70 SERIES

All-in-one log-periodic antennas for mobile measurements and lab application



- ✓ Compatible with any spectrum analyzer or TSCM receiver
- ✓ High-tech TEFLON antenna support

- ✓ Polarization can be freely aligned
- ✓ Suitable for mobile use



Aaroniweg 1

Phone: +49 6556 900310



ES France - Département Tests & Mesures
127 rue de Buzenval BP 26 - 92380 Garches



Tél. 01 47 95 99 45



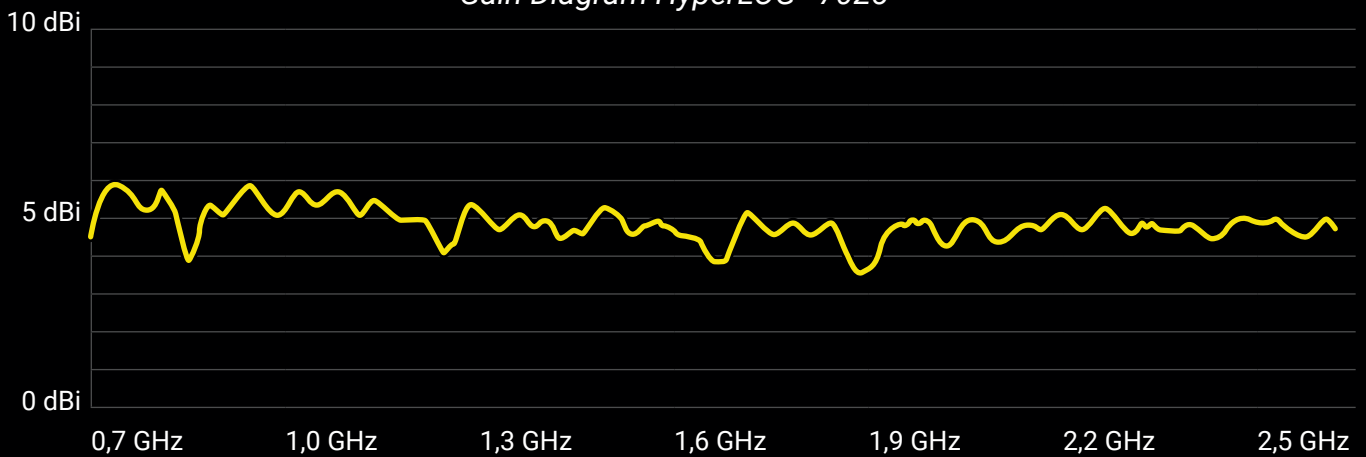
e-mail : tem@es-france.com
Site Web : www.es-france.com

Specifications

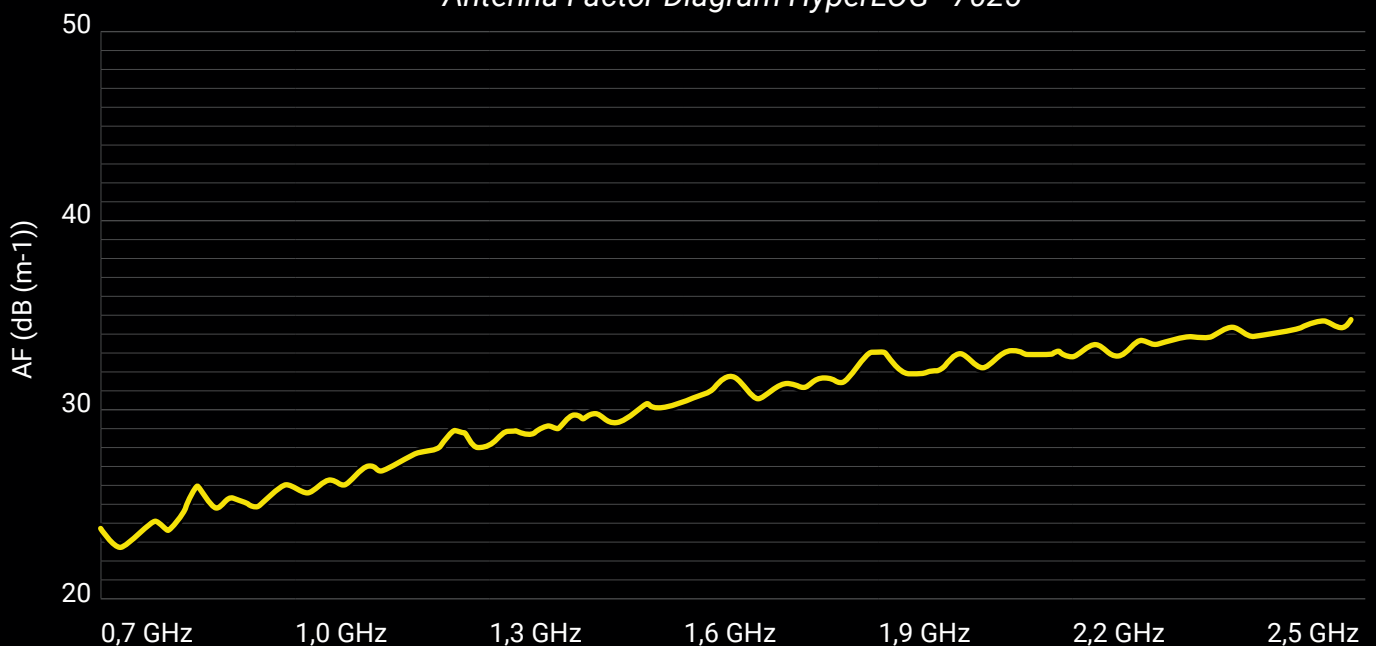
HyperLOG® 7025

Dimensions [L x W x D]	340 x 200 x 25 mm	Nominal Impedance	50 Ohm
Weight	270 g	Calibration Points	183 (10 MHz steps)
Design	Log-periodical	VSWR (typ.)	< 2
Gain (typ.)	4 dBi	Max. Transmission Power	100 W CW (400 MHz)
RF Connection	SMA (f) or N with adapter (see optional adapter)	Antenna Factor	23 – 34 dB/m
Frequency Range	700 MHz – 2,5 GHz	Warranty	2 years

Gain Diagram HyperLOG® 7025



Antenna Factor Diagram HyperLOG® 7025

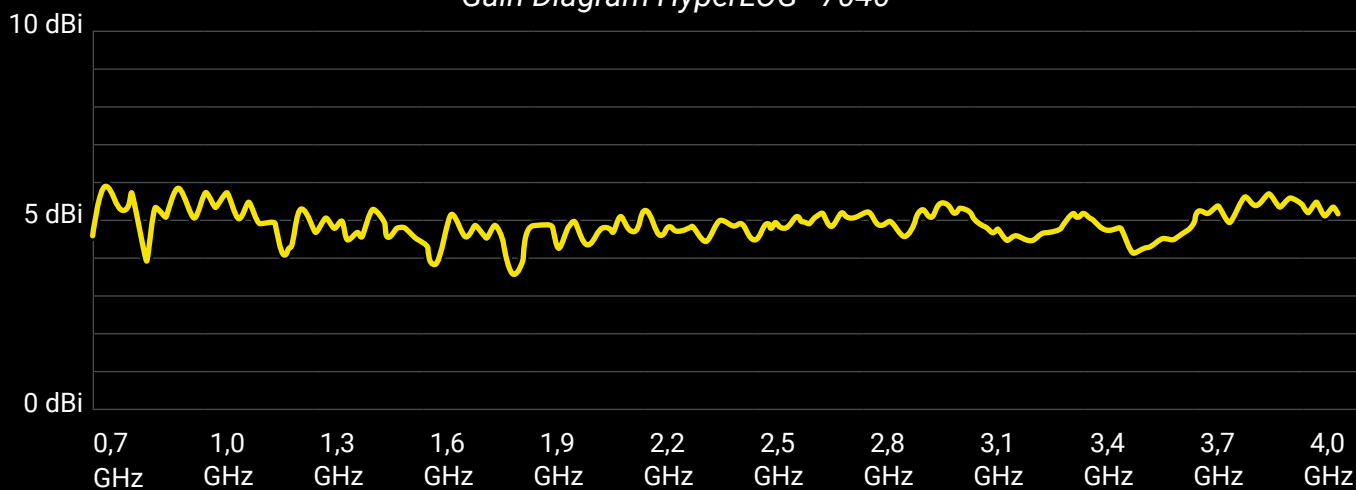


Specifications

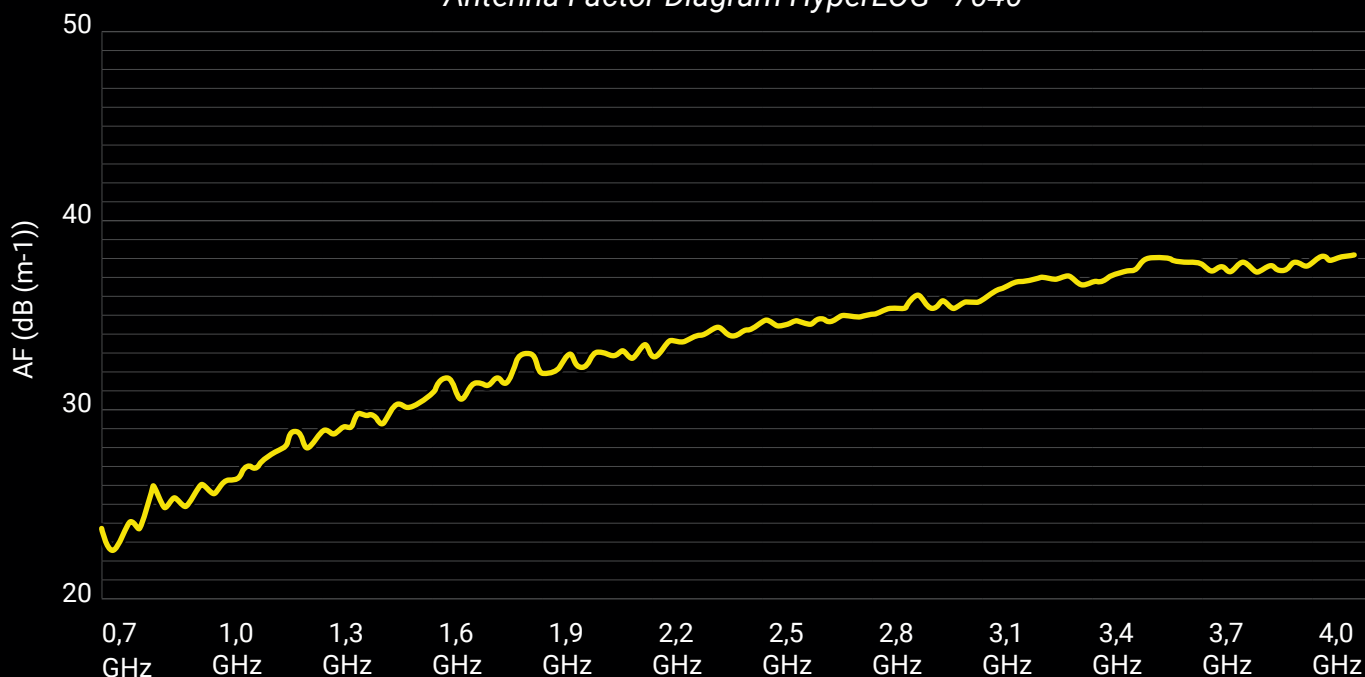
HyperLOG® 7040

Dimensions [L x W x D]	340 x 200 x 25 mm	Nominal Impedance	50 Ohm
Weight	270 g	Calibration Points	333 (10 MHz steps)
Design	Log-periodical	VSWR (typ.)	< 2
Gain (typ.)	4 dBi	Max. Transmission Power	100 W CW (400 MHz)
RF Connection	SMA (f) or N with adapter (see optional adapter)	Antenna Factor	23 – 38 dB/m
Frequency Range	700 MHz – 4 GHz	Warranty	2 years

Gain Diagram HyperLOG® 7040



Antenna Factor Diagram HyperLOG® 7040

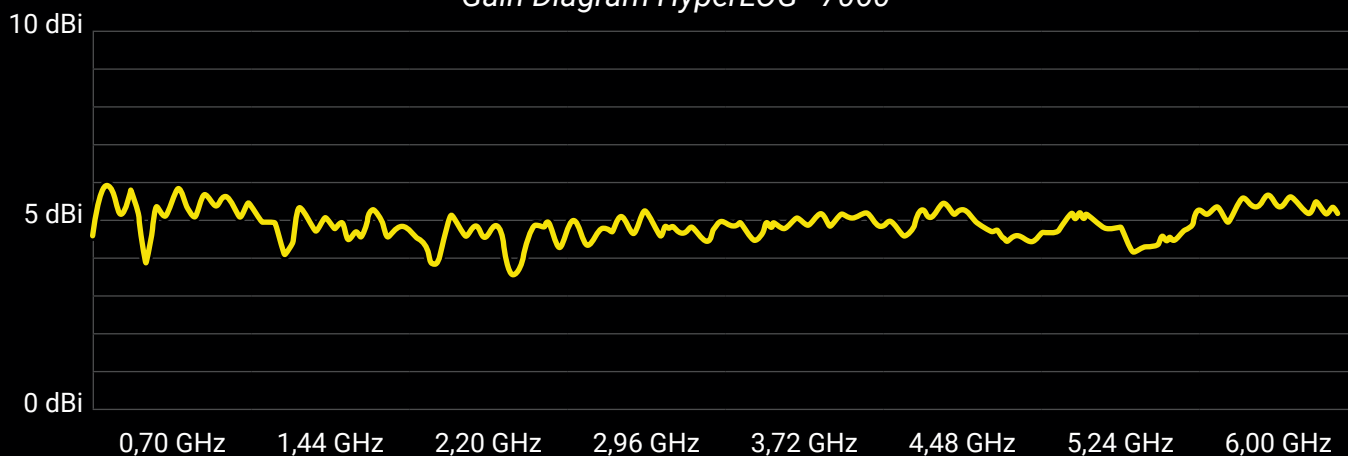


Specifications

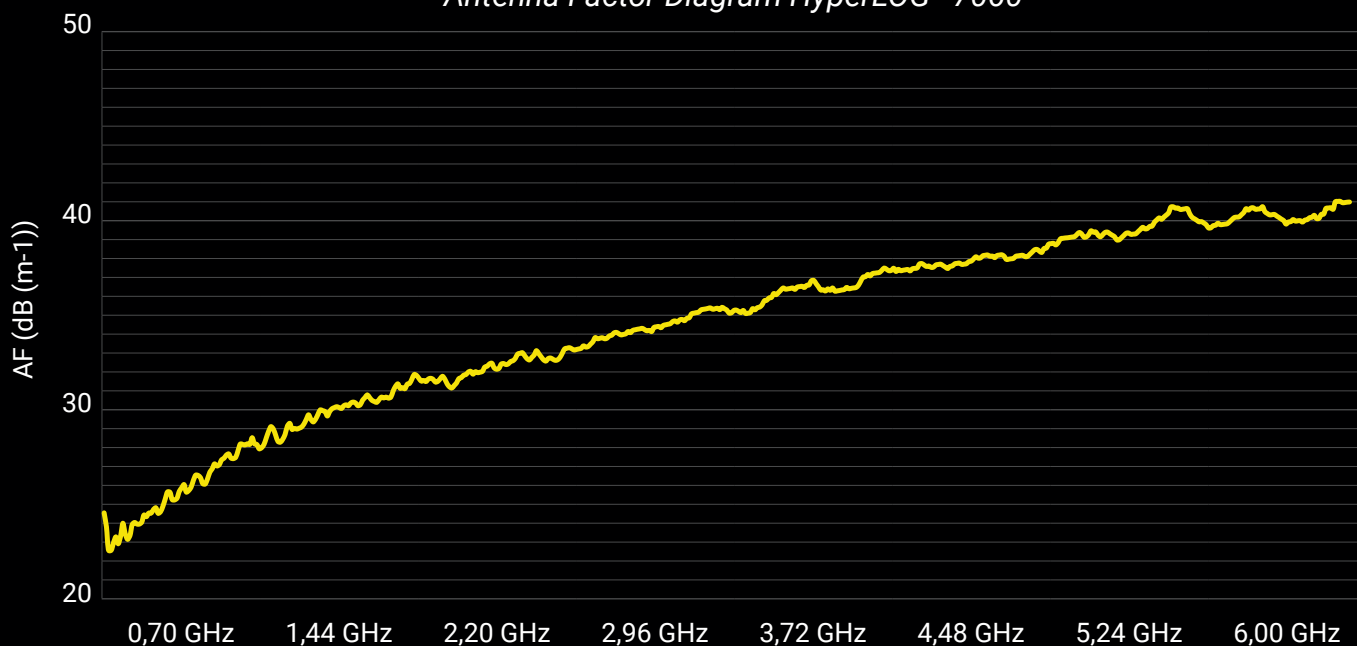
HyperLOG® 7060

Dimensions [L x W x D]	340 x 200 x 25 mm	Nominal Impedance	50 Ohm
Weight	250 g	Calibration Points	533 (10 MHz steps)
Design	Log-periodical	VSWR (typ.)	< 2
Gain (typ.)	5 dBi	Max. Transmission Power	100 W CW (400 MHz)
RF Connection	SMA (f) or N with adapter (see optional adapter)	Antenna Factor	26 – 41 dB/m
Frequency Range	700 MHz – 6 GHz	Warranty	2 years

Gain Diagram HyperLOG® 7060



Antenna Factor Diagram HyperLOG® 7060



Recommended Accessories

Aluminum Tripod

Height adjustable, high stability. Recommended for use with HyperLOG® antennas.

Max. height: 105 cm.

Order/Art.-No.: 503/011



Multifunctional Pistol Grip

(strongly recommended)

Highly recommended for our HyperLOG® antennas. Quick and easy antenna polarization change, guarantees perfectly stable antenna handling.

Order/Art.-No.: 503/012

1 m / 5 m / 10 m SMA Cable

High-quality special SMA cable, connecting test equipment to any HyperLOG® antenna. Customers can choose between three different cables:

- 1 m standard SMA cable (RG316U)
 - 5 m low-loss SMA cable (especially low damping)
 - 10 m low-loss SMA cable (especially low damping)
- All versions: SMA plug (male) / SMA plug (male)

Order/Art.-No.: 501/006 (1 m), 501/008 (5 m), 501/0010 (10 m)



SMA to N Adapter

This special high-quality adapter allows for operating all HyperLOG® antennas with any standard spectrum analyzer equipped with an N connector. This adapter can be used with very high frequencies. Measuring just 30 x 20 mm in size, its nominal impedance is 50 Ohm. Layout: SMA socket (female) / N plug (male).

Order/Art.-No.: 502/009

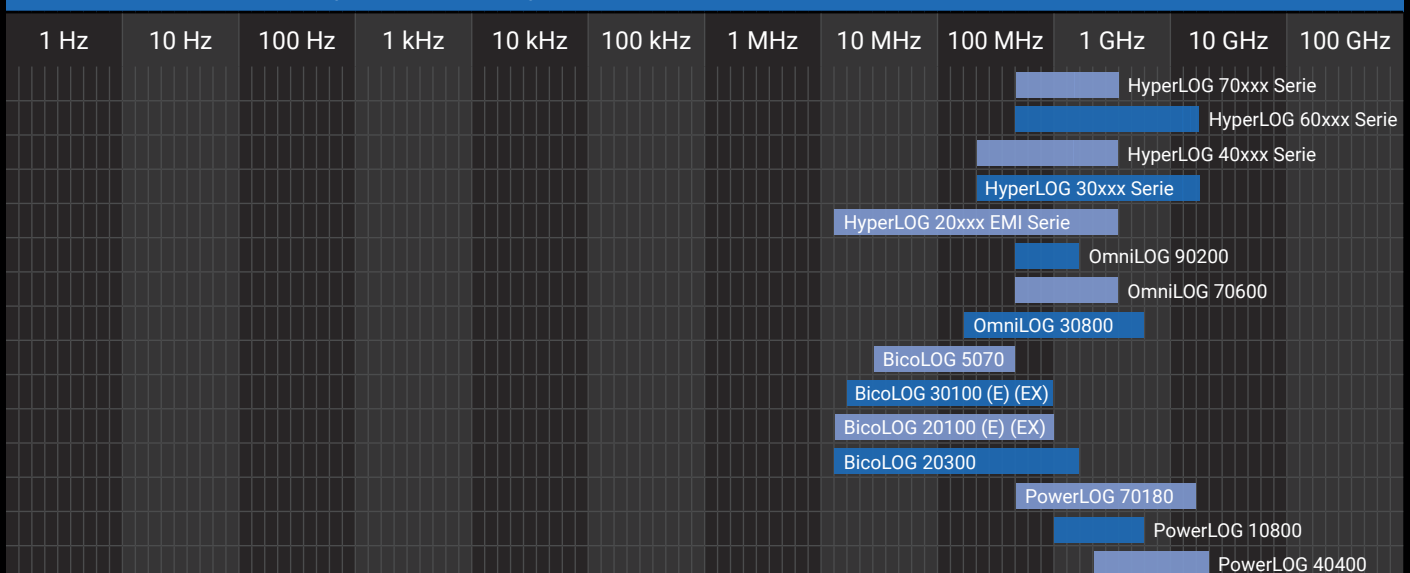


Frequency Overviews

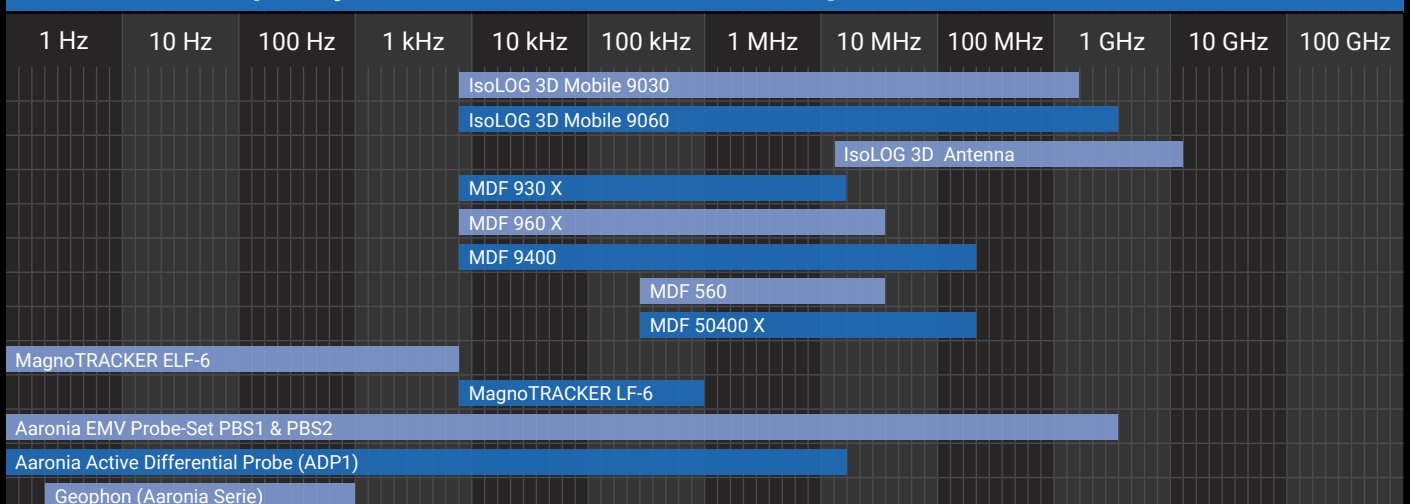
Frequency Overview SPECTRAN® Spectrum Analyzers



Frequency Overview HyperLOG®, BicoLOG® and PowerLOG® Antennas



Frequency Overview IsoLOG® 3D, MDF, MagnoTRACKER® and Probes



References



Selected Aaronia Clients

Government, Military, Aeronautic, Astronautic

- NATO, Belgium
- Department of Defense, USA
- Department of Defense, Australia
- Airbus, Germany
- Boeing, USA
- Bundeswehr, Germany
- NASA, USA
- Lockheed Martin, USA
- Lufthansa, Germany
- DLR, Germany
- Eurocontrol, Belgium
- EADS, Germany
- DEA, USA
- FBI, USA
- BKA, Germany
- Federal Police, Germany
- Ministry of Defense, Netherlands

Research/Development, Science and Universities

- MIT – Physics Department, USA
- California State University, USA
- Indonesian Institute of Sciences, Indonesia
- Los Alamos National Laboratory, USA
- University of Bahrain, Bahrain
- University of Florida, USA
- University of Victoria, Canada
- University of Newcastle, United Kingdom
- University of Durham, United Kingdom
- University Strasbourg, France
- University of Sydney, Australia
- University of Athens, Greece
- University of Munich, Germany
- Technical University of Hamburg, Germany
- Max Planck Inst. for Radio Astronomy, Germany
- Max Planck Inst. for Nuclear Physics, Germany
- Research Centre Karlsruhe, Germany

Industry

- IBM, Switzerland
- Intel, Germany
- Shell Oil Company, USA
- ATI, USA
- Microsoft, USA
- Motorola, Brazil
- Audi, Germany
- BMW, Germany
- Daimler, Germany
- Volkswagen, Germany
- BASF, Germany
- Siemens AG, Germany
- Rohde & Schwarz, Germany
- Infineon, Austria
- Philips, Germany
- Thyssenkrupp, Germany
- EnBW, Germany
- CNN, USA
- Duracell, USA
- German Telekom, Germany
- Bank of Canada, Canada
- NBC News, USA
- Sony, Germany
- Anritsu, Germany
- Hewlett Packard, Germany
- Robert Bosch, Germany
- Mercedes Benz, Austria
- Osram, Germany
- DEKRA, Germany
- AMD, Germany
- Keysight, China
- Infineon Technologies, Germany
- Philips Semiconductors, Germany
- Hyundai Europe, Germany
- VIAVI, Korea
- Wilkinson Sword, Germany
- IBM Deutschland, Germany
- Nokia Siemens Networks, Germany

