

BROADBAND ANTENNAS

# OMNILOG<sup>®</sup> PRO H

SERIES

100 W high power transmit & receive antenna with up to 18 GHz frequency range and high gain




✓ Perfect all-in-one antenna for site survey and countermeasures

✓ Magnetic base or mounting bracket included

✓ Very compact design, lightweight

  
**AARONIA AG**

 ES France - Département RF & Hyperfréquences  
127 rue de Buzenval BP 26 - 92380 Garches

 Tél. 01 47 95 99 60

 e-mail : [hyper@es-france.com](mailto:hyper@es-france.com)  
Site Web : [www.es-france.com](http://www.es-france.com)

# OmniLOG<sup>®</sup> PRO H Series

The new OmniLOG PRO H series consists of 100 W high power transmit & receive antennas.




These broadband antennas are excellently suited for radial isotropic measurements, interference search or frequency monitoring, if necessary including countermeasures in conference rooms. Depending on the type, they cover all RF sources from VHF to K-band (for example, radio and TV, mobile communications, DECT, Bluetooth and WLAN, etc.).

Each OmniLOG PRO H is equipped with a high-tech antenna housing suitable for outdoor use (IP65 certified) as protection against environmental influences. The magnetic antenna base allows temporary fixed installation, for example on the car roof.

The OmniLOG PRO H undergoes rigorous testing in our laboratories before shipment. This guarantees the highest quality standards.

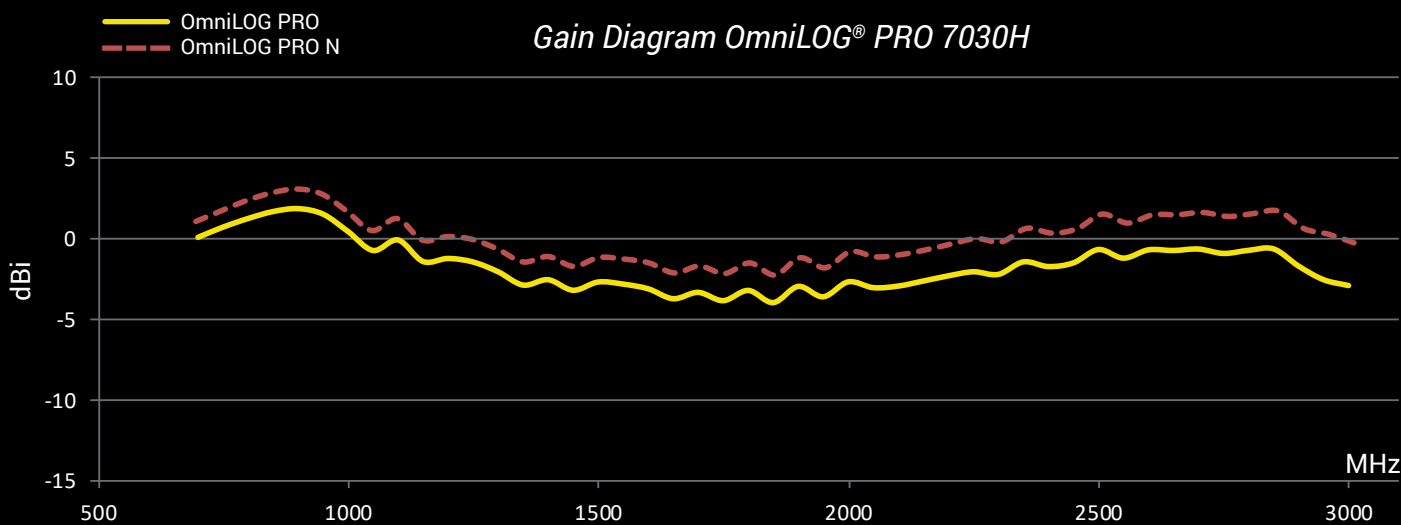
MADE IN GERMANY



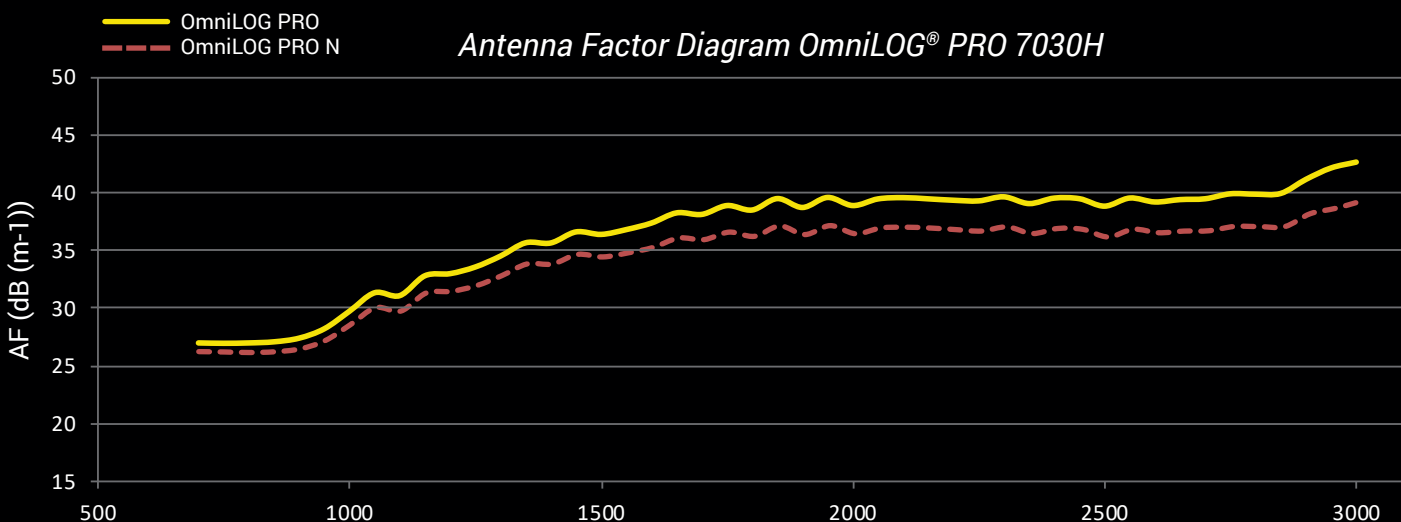
# Specifications

	OmniLOG® PRO 7030H	OmniLOG® PRO N 7030H
Frequency Range	700 MHz – 3 GHz	
Design	Radial isotrop	
Polarisation	Vertical, linear	
RF Connection	SMA (male)	N (f)
Nominal Impedance	50 Ohm	
Gain (max.)	2 dBi	5 dBi
VSWR (typ.)	<2,5:1	
Max. Input Power	100 W	
Temperature Range	- 40° C – +70° C	
Relative Humidity	0% – 95%	
Dimensions	Ø 8.4 x H 9.6 (Incl. magnetic base)	Ø 3.6 x H 11 (Excl. mounting bracket)
Accessories included	Magnetic base with 3.6 m cable	Mounting bracket, bracket holder with screws, N to SMA adapter
Weight	600 g	255 g

Gain Diagram OmniLOG® PRO 7030H



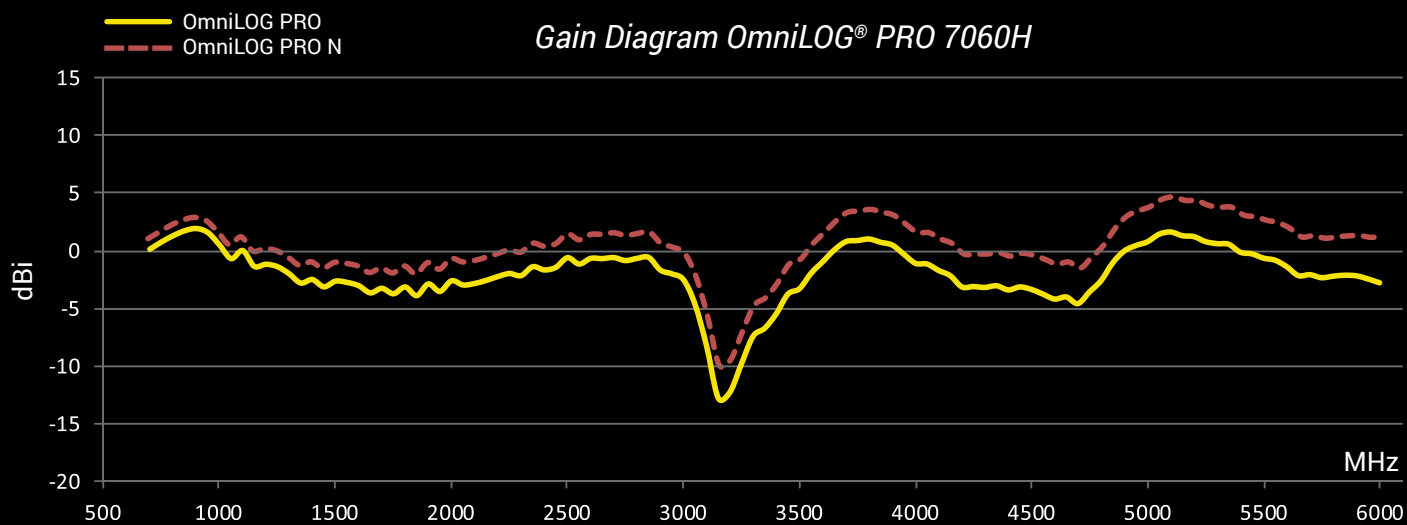
Antenna Factor Diagram OmniLOG® PRO 7030H



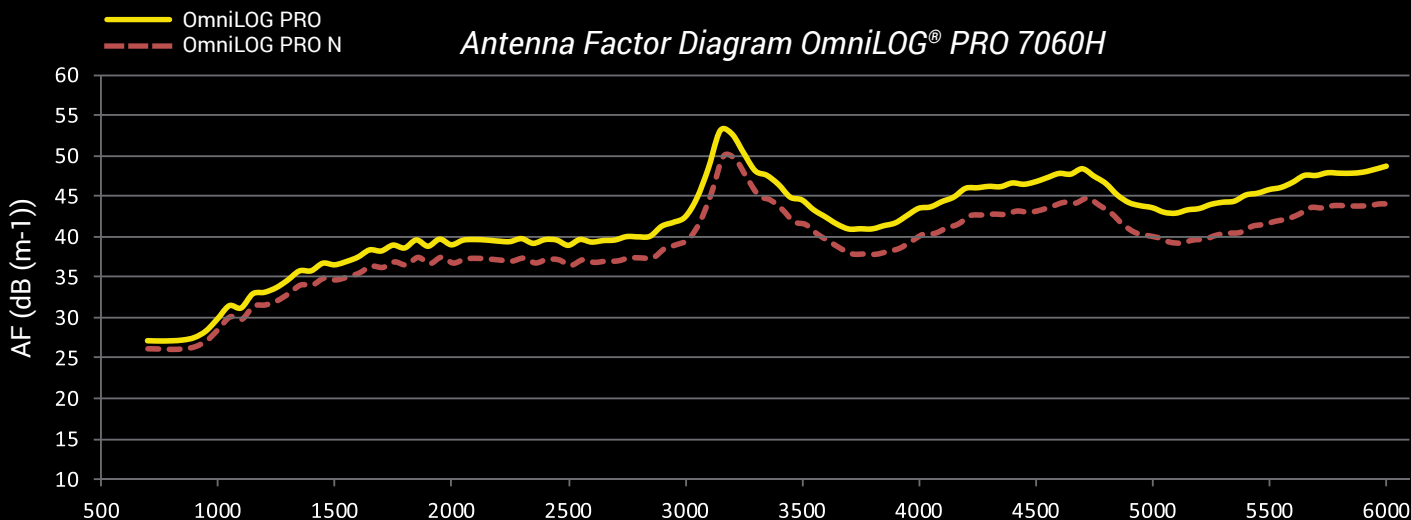
# Specifications

	OmniLOG® PRO 7060H	OmniLOG® PRO N 7060H
Frequency Range	700 MHz – 6 GHz	
Design	Radial isotrop	
Polarisation	Vertical, linear	
RF Connection	SMA (male)	N (f)
Nominal Impedance	50 Ohm	
Gain (max.)	2 dBi	5 dBi
VSWR (typ.)	<2,5:1	
Max. Input Power	100 W	
Temperature Range	- 40° C – +70° C	
Relative Humidity	0% – 95%	
Dimensions	Ø 8.4 x H 9.6 (Incl. magnetic base)	Ø 3.6 x H 11 (Excl. mounting bracket)
Accessories included	Magnetic base with 3.6 m cable	Mounting bracket, bracket holder with screws, N to SMA adapter
Weight	600 g	255 g

Gain Diagram OmniLOG® PRO 7060H

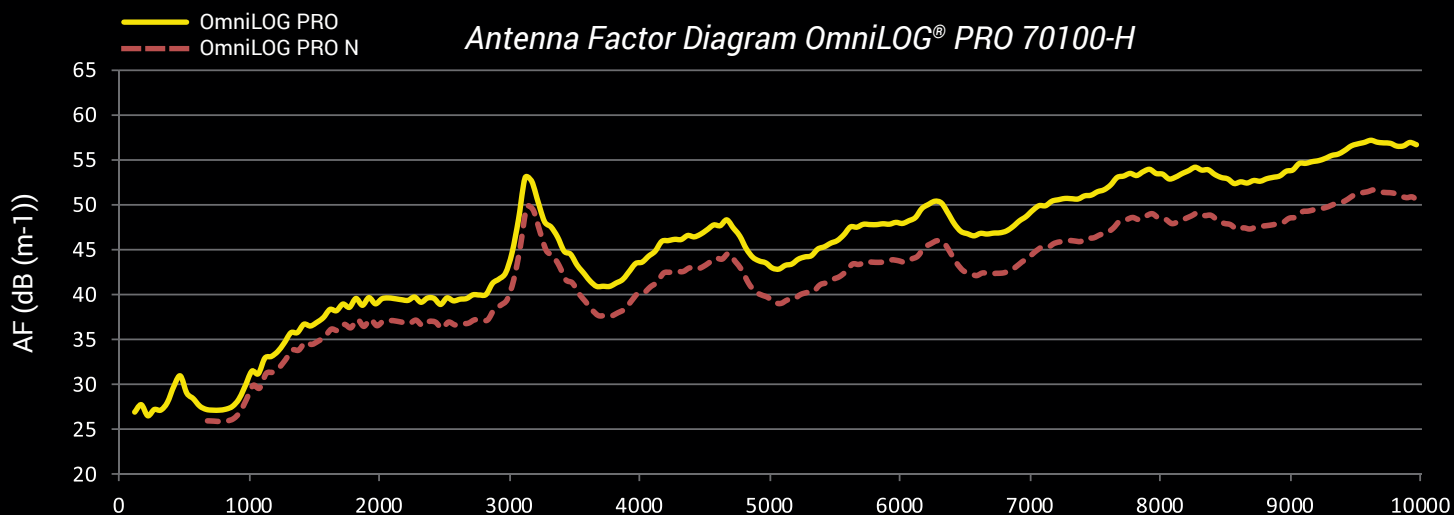
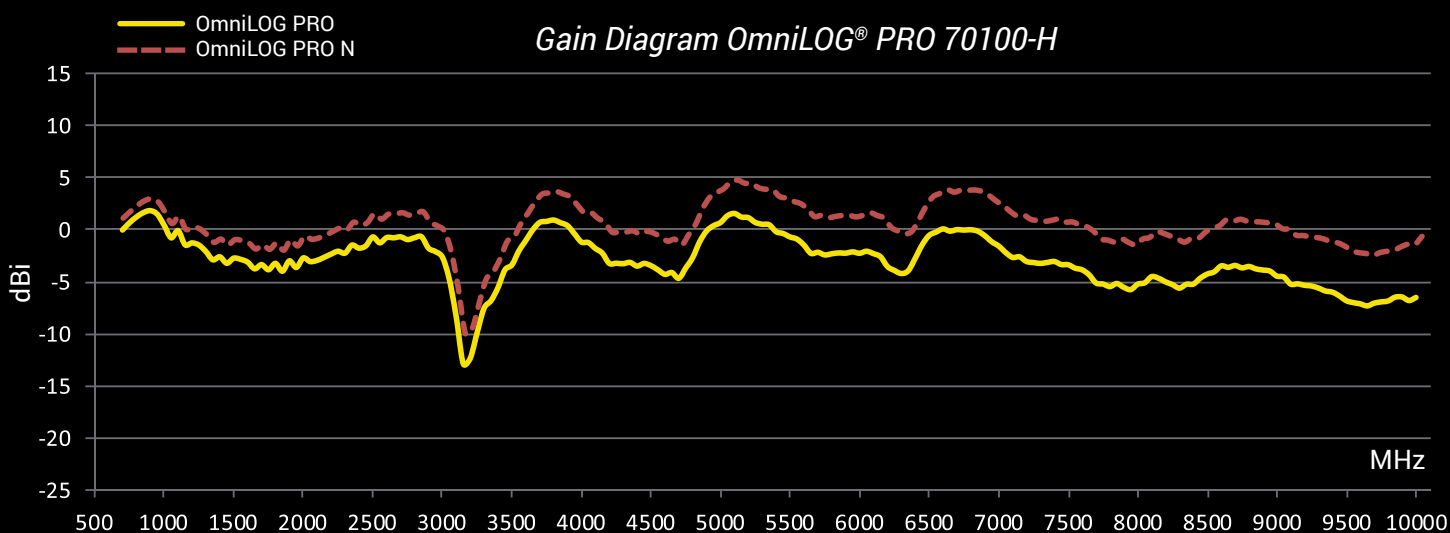


Antenna Factor Diagram OmniLOG® PRO 7060H



# Specifications

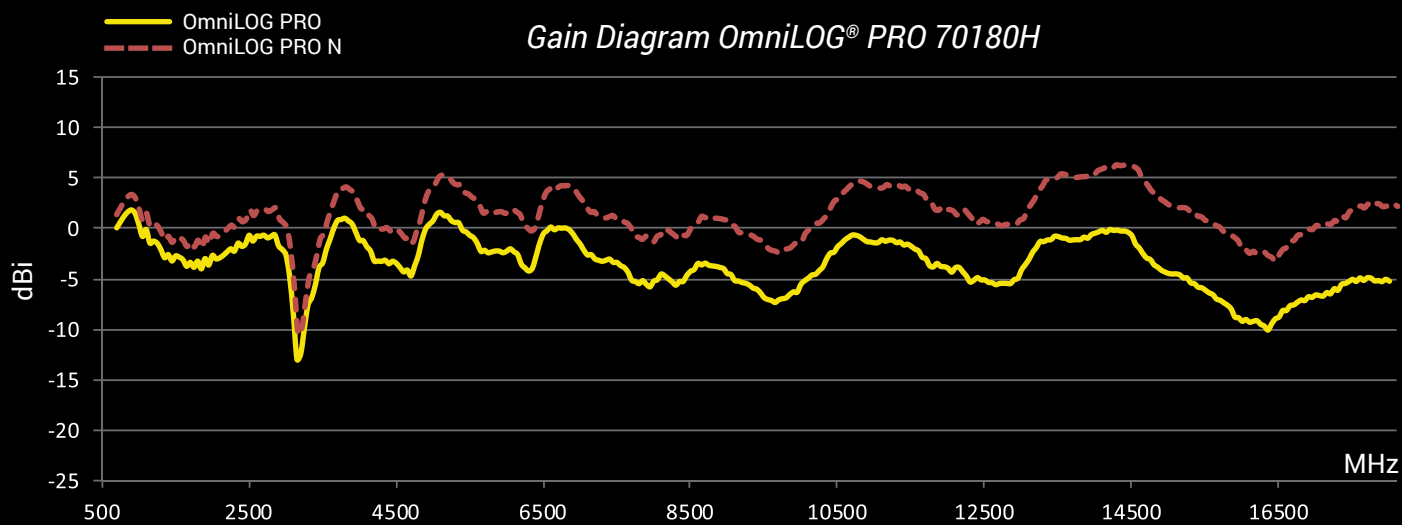
	OmniLOG® PRO 70100H	OmniLOG® PRO N 70100H
Frequency Range	700 MHz – 10 GHz	
Design	Radial isotrop	
Polarisation	Vertical, linear	
RF Connection	SMA (male)	N (f)
Nominal Impedance	50 Ohm	
Gain (max.)	2 dBi	5 dBi
VSWR (typ.)	<2,5:1	
Max. Input Power	100 W	
Temperature Range	- 40° C – + 70° C	
Relative Humidity	0% – 95%	
Dimensions	Ø 8.4 x H 9.6 (Incl. magnetic base)	Ø 3.6 x H 11 (Excl. mounting bracket)
Accessories included	Magnetic base with 3.6 m cable	Mounting bracket, bracket holder with screws, N to SMA adapter
Weight	600 g	255 g



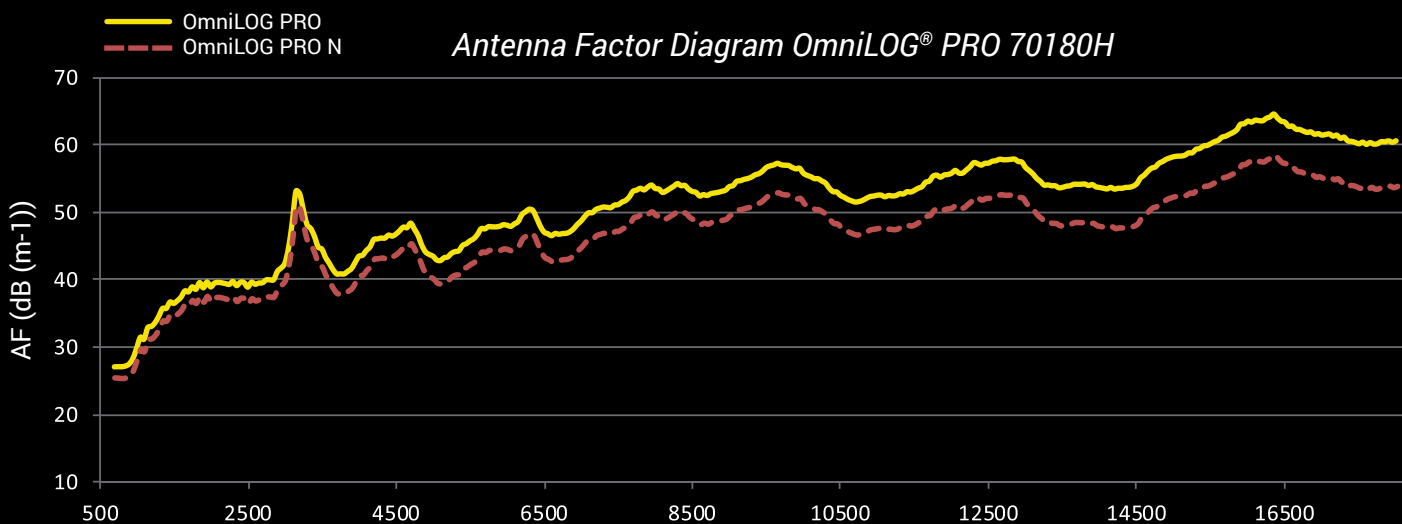
# Specifications

	OmniLOG® PRO 70180H	OmniLOG® PRO N 70180H
Frequency Range	700 MHz – 18 GHz	
Design	Radial isotrop	
Polarisation	Vertical, linear	
RF Connection	SMA (male)	N (f)
Nominal Impedance	50 Ohm	
Gain (max.)	2 dBi	5 dBi
VSWR (typ.)	<2,5:1	
Max. Input Power	100 W	
Temperature Range	- 40° C – +70° C	
Relative Humidity	0% – 95%	
Dimensions	Ø 8.4 x H 9.6 (Incl. magnetic base)	Ø 3.6 x H 11 (Excl. mounting bracket)
Accessories included	Magnetic base with 3.6 m cable	Mounting bracket, bracket holder with screws, N to SMA adapter
Weight	600 g	255 g

Gain Diagram OmniLOG® PRO 70180H

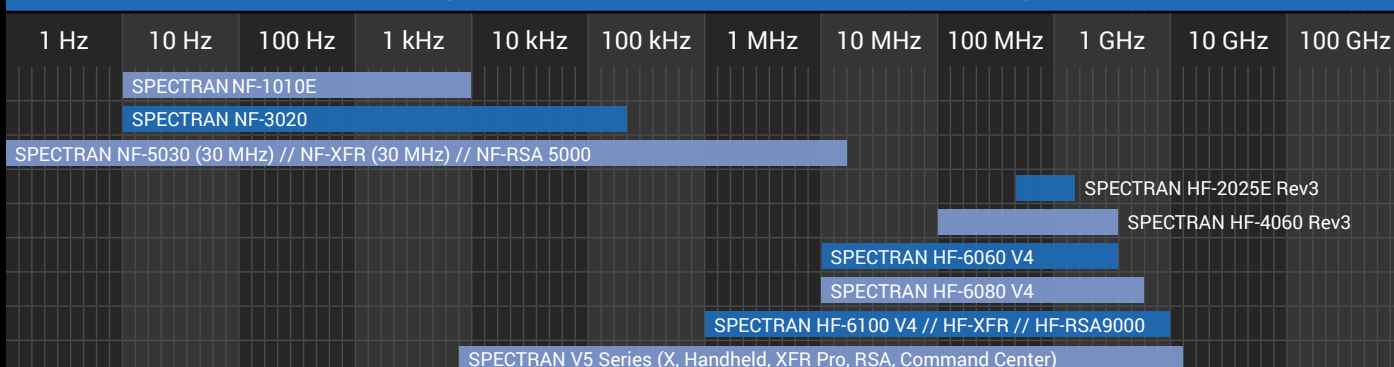


Antenna Factor Diagram OmniLOG® PRO 70180H

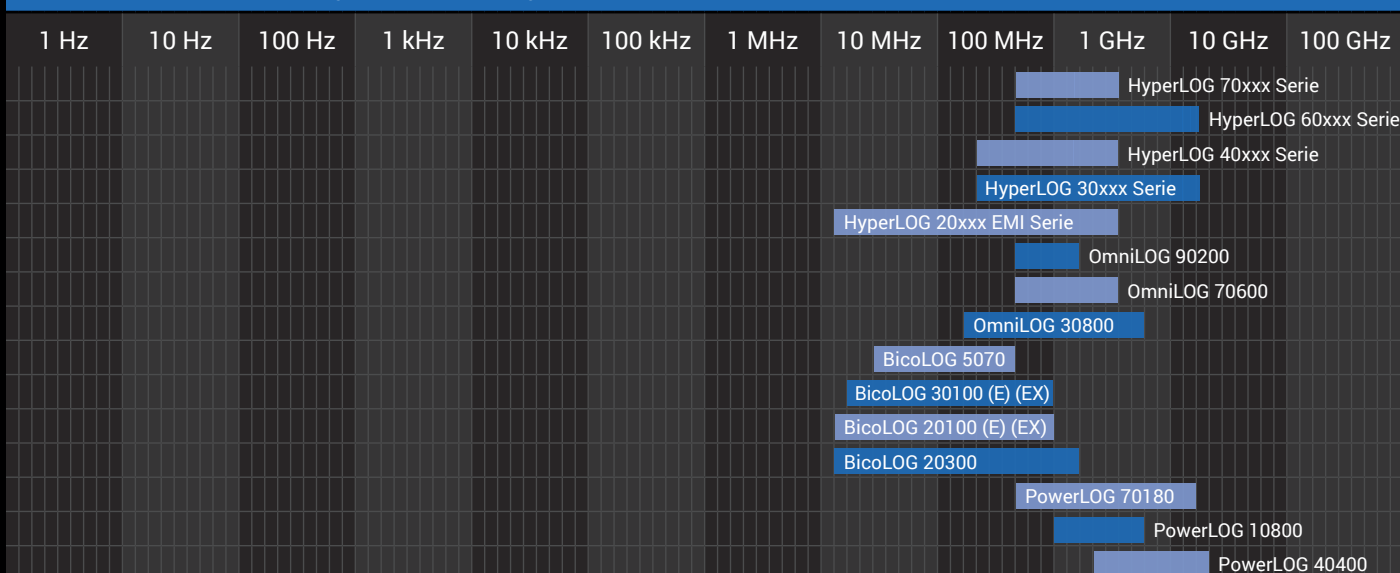


# Frequency Overviews


## Frequency Overview SPECTRAN® Spectrum Analyzers



## Frequency Overview HyperLOG®, BicoLOG® and PowerLOG® Antennas



## Frequency Overview IsoLOG® 3D, MDF, MagnoTRACKER® and Probes



# References



## Selected Aaronia Clients

### Government, Military, Aeronautic, Astronautic

- NATO, Belgium
- Department of Defense, USA
- Department of Defense, Australia
- Airbus, Germany
- Boeing, USA
- Bundeswehr, Germany
- NASA, USA
- Lockheed Martin, USA
- Lufthansa, Germany
- DLR, Germany
- Eurocontrol, Belgium
- EADS, Germany
- DEA, USA
- FBI, USA
- BKA, Germany
- Federal Police, Germany
- Ministry of Defense, Netherlands

### Research/Development, Science and Universities

- MIT – Physics Department, USA
- California State University, USA
- Indonesian Institute of Sciences, Indonesia
- Los Alamos National Laboratory, USA
- University of Bahrain, Bahrain
- University of Florida, USA
- University of Victoria, Canada
- University of Newcastle, United Kingdom
- University of Durham, United Kingdom
- University Strasbourg, France
- University of Sydney, Australia
- University of Athens, Greece
- University of Munich, Germany
- Technical University of Hamburg, Germany
- Max Planck Inst. for Radio Astronomy, Germany
- Max Planck Inst. for Nuclear Physics, Germany
- Research Centre Karlsruhe, Germany

### Industry

- IBM, Switzerland
- Intel, Germany
- Shell Oil Company, USA
- ATI, USA
- Microsoft, USA
- Motorola, Brazil
- Audi, Germany
- BMW, Germany
- Daimler, Germany
- Volkswagen, Germany
- BASF, Germany
- Siemens AG, Germany
- Rohde & Schwarz, Germany
- Infineon, Austria
- Philips, Germany
- Thyssenkrupp, Germany
- EnBW, Germany
- CNN, USA
- Duracell, USA
- German Telekom, Germany
- Bank of Canada, Canada
- NBC News, USA
- Sony, Germany
- Anritsu, Germany
- Hewlett Packard, Germany
- Robert Bosch, Germany
- Mercedes Benz, Austria
- Osram, Germany
- DEKRA, Germany
- AMD, Germany
- Keysight, China
- Infineon Technologies, Germany
- Philips Semiconductors, Germany
- Hyundai Europe, Germany
- VIAVI, Korea
- Wilkinson Sword, Germany
- IBM Deutschland, Germany
- Nokia Siemens Networks, Germany

