


Bidirectional Programmable DC Source-load System

— S7000 Series —



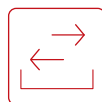
Kewell S7000 series integrates bidirectional DC source and electronic load functions, supporting active/free switching. In the bidirectional DC source mode, it has source mode that supplies power and sink mode that collects energy from the DUT and feeds back to the grid. Its DC electronic load mode features various load modes that ensure no power output.

The S7000 series also supports step editing, while integrating IV simulation, battery simulation, battery charge-discharge, function generator, vehicle power curve and other functions. With various built-in standard curves, it meets the testing requirements of multiple scenarios.



30kW in 3U

Ultra-high power density



1ms

High speed communication



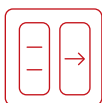
$\geq 200V/ms$

Rapid voltage slew rate



Up to 500 μ s

Very short response time



Parallel

Flexible paralleling for higher power



CC/CV Priority

Meeting varied test requirements



Built-in standard curves

EN50530,NB/T32004,CGC/GF004,CGC/GF035;
ISO16750-2,LV123, DIN40839, etc.



Efficiency up to 95%

Lower carbon emissions



Normal

Fundamental,
Cost-effective



Pro

Fully-featured,
Multi-scenario



Ultra

Ultimate experience,
Lab testing-oriented

S7000 Series						
Function Params		Version		Normal	Pro	Ultra
Model	7.5kW	750V	60A	●	●	●
	15kW	750V	120A	●	●	●
	30kW	750V	180A	●	●	●
	15kW	1500V	60A	●	●	●
	21kW	2000V	60A	●	●	●
	30kW	2000V	60A	●	●	●
	5kW	100V	200A	●	●	●
	10kW	100V	400A	●	●	●
	15kW	100V	600A	●	●	●
Functions	DC source			●	●	●
	IV simulation			-	●	●
	Battery simulation			-	●	●
	Battery charge-discharge			-	●	●
	Function generator			-	●	●
	Vehicle power curve			-	●	●
	Electronic load			-	-	●
	Communication interfaces RS485/RS232/LAN/CAN/USB			●	●	●
Output parameters (100V/750V and above)	Voltage accuracy		≤0.02%F.S./≤0.05%F.S.			
	Current accuracy		±0.1%F.S.			
	Dynamic response time		500us/1ms			
	Voltage slew rate		10V@ms/200V@ms			
	Current slew rate		450A@ms/20A@ms			
	Voltage ripple		See product portfolio for details			
	Current ripple		See product portfolio for details			
	Efficiency		95%			
Input parameters	Grid voltage		342 ~ 528V			
	Grid frequency		47-63Hz			
General parameters	Operating temperature		0 ~ 40°C			
	Dimensions		699(D)*445(W)*133(H)			

Note: ● come with standard equipment - none



ES France - Département Puissance Energie
127 rue de Buzenval BP 26 - 92380 Garches



Tél. 01 47 95 99 45



e-mail : tem@es-france.com
Site Web : www.es-france.com