

11.75GHz and 14.1GHz Surface Mount Diplexer ADP12055

www.knowlesc capacitors.com

DESCRIPTION

This DLI brand surface mount catalog diplexer is designed to cover Satcom bands centered at 11.75GHz and 14.1GHz. This diplexer utilizes DLI's low loss temperature stable materials which offer small size and minimal performance variation over temperature while leveraging thin film technology to offer a drop in solution with highly repeatable performance.

FEATURES

- Small Size
- Integrated 3-Sided Stainless Steel Cover
- Solder Surface Mount Package
- Moisture Sensitivity Level: MSL1
- Frequency Stable over Temperature
- Operating & Storage Temp: -55°C to +125°C
- Characteristic Impedance: 50Ω

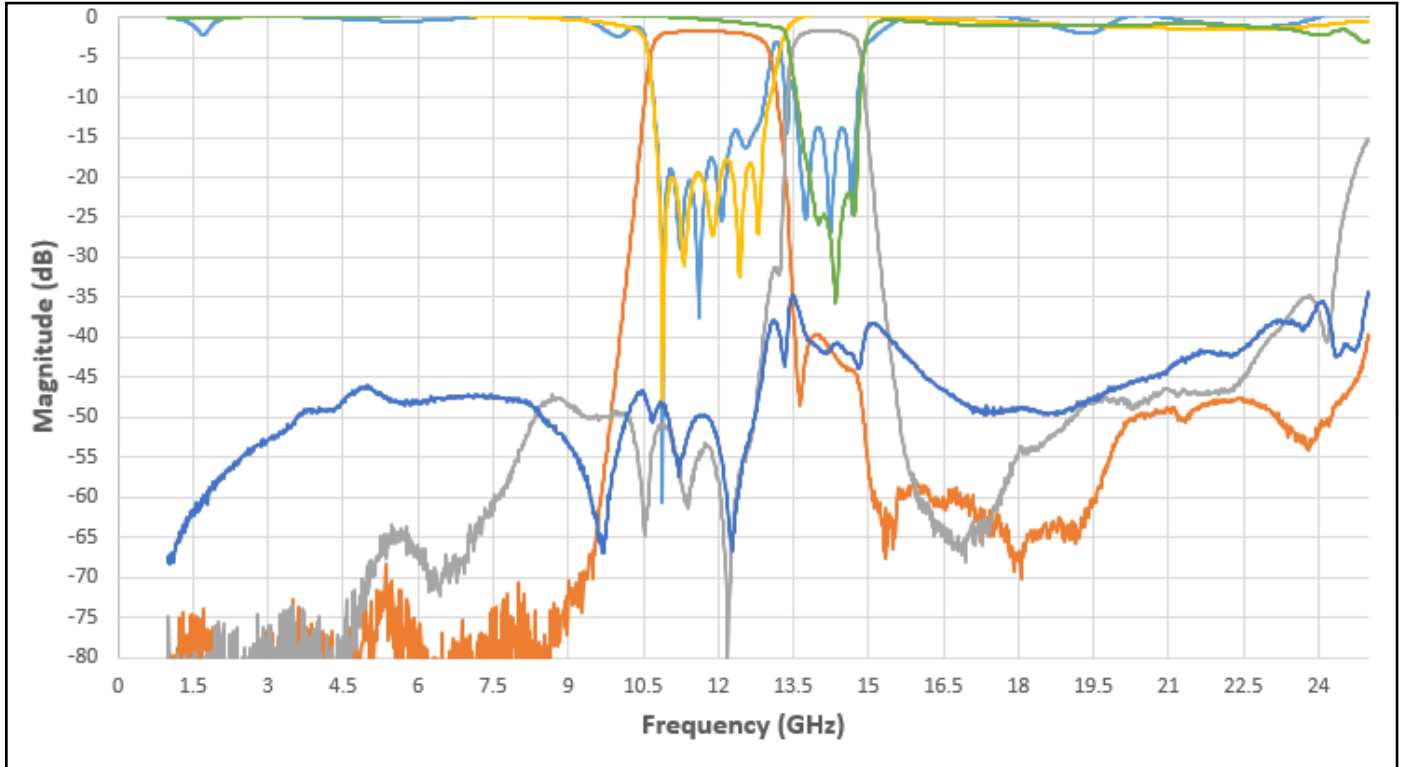
SPECIFICATIONS

	Parameter	Frequency Range (GHz)	Min	Typ.	Max
Filter 1 LOW BAND	Insertion Loss (dB)	10.7 - 12.75		1.9	3.5
	Return Loss (dB)	10.7 - 12.75	10	19	
	Low Side Rejection (dB)	DC - 9.75	40	55	
	High Side Rejection (dB)	13.75—14.5 14.5 - 23.0	40 40	43 55	
Filter 2 HIGH BAND	Insertion Loss (dB)	13.75 - 14.5		1.7	3.5
	Return Loss (dB)	13.75 - 14.5	10	18	
	Low Side Rejection (dB)	DC - 12.75 10.7 - 12.75	40 40	45 57	
	High Side Rejection (dB)	15.5 - 23.0	40	50	
Isolation (dB)		10.7-12.75	45	57	
		13.75-14.5	38	43	
Input Power (W)		10			
Size (L x W x H)		0.500.x 0.370 x 0.093 in 12.7 x 9.39 x 2.36 mm			

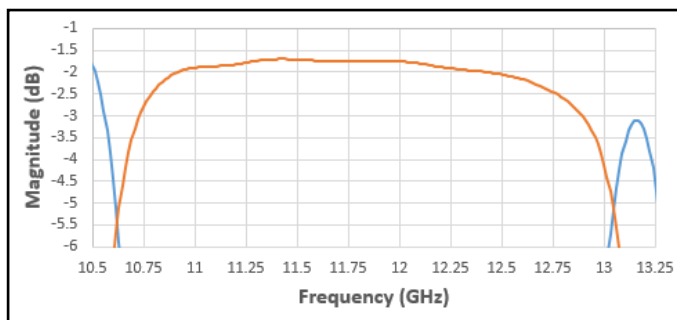
*Electrical specifications based on typical probed performance at room temperature. Insertion loss shall vary ± 0.5 dB over temperature.

**11.75GHz and 14.1GHz Surface Mount Diplexer
ADP12055**

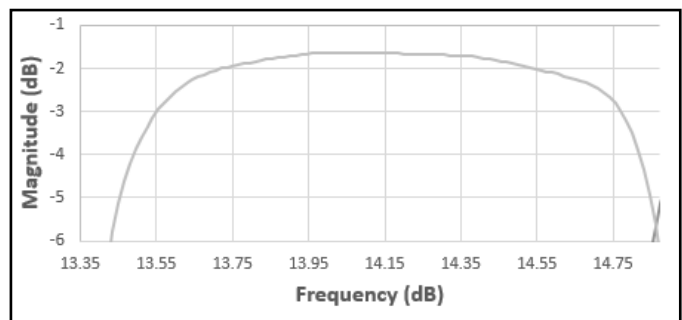
Typical Measured Performance



FILTER 1 (LOW BAND)

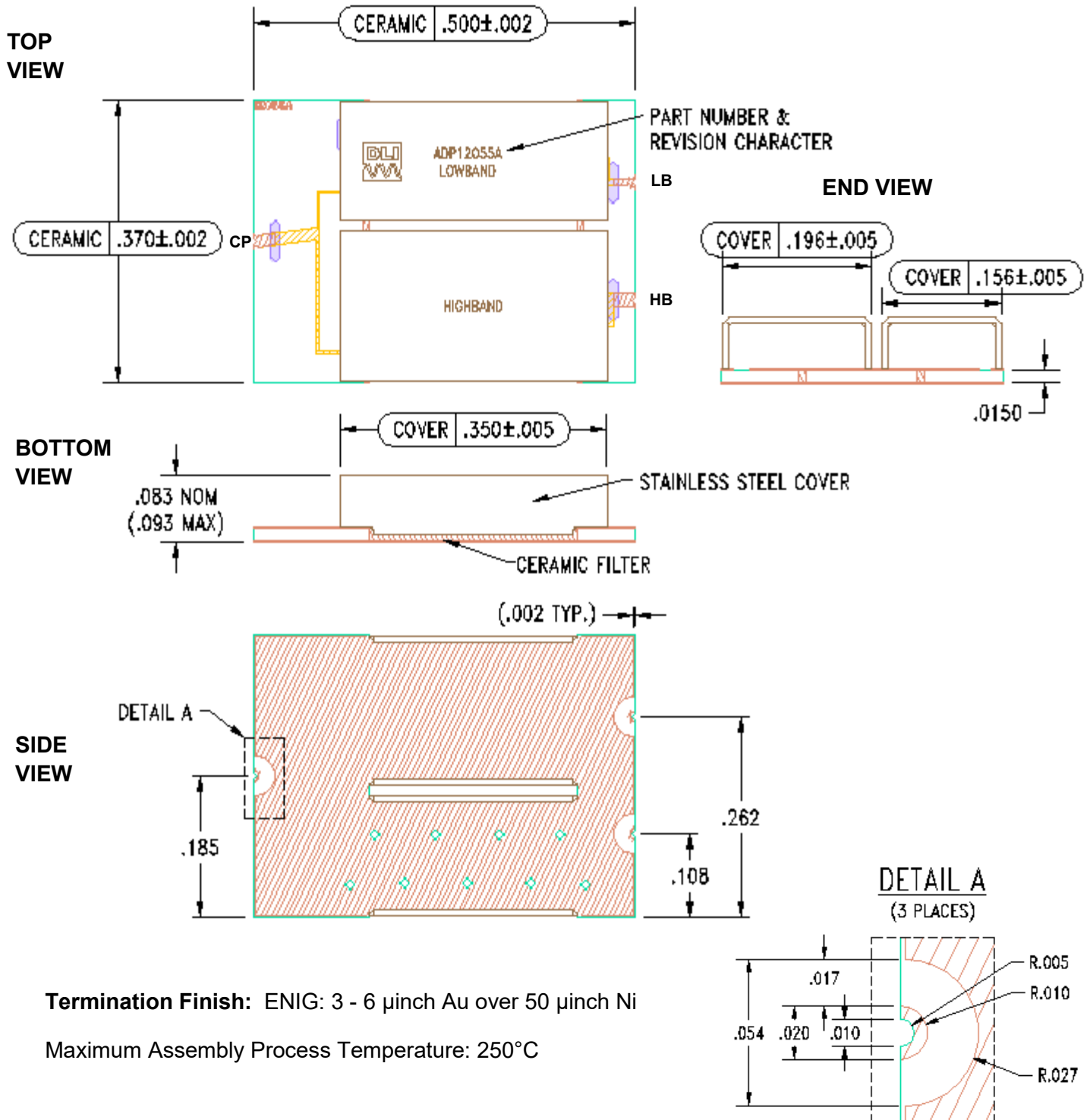


FILTER 2 (HIGH BAND)



**11.75GHz and 14.1GHz Surface Mount Diplexer
ADP12055**

Physical Dimensions Units = inches (in)

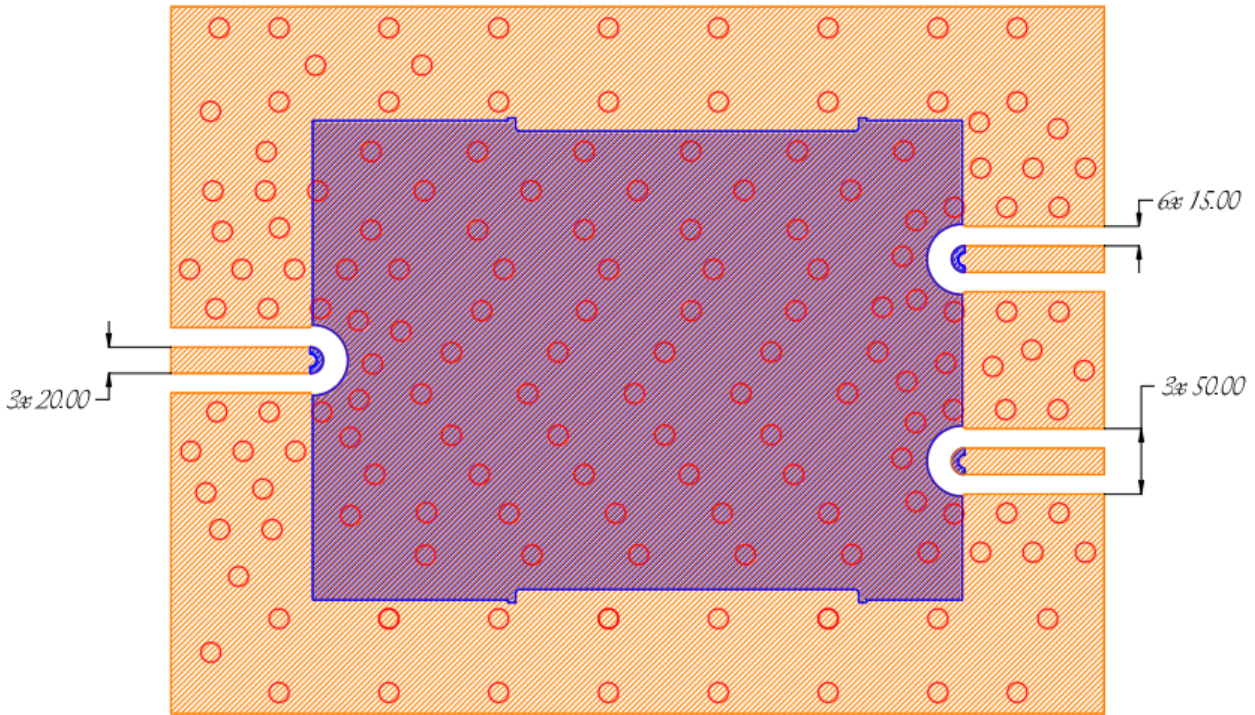


Termination Finish: ENIG: 3 - 6 μinch Au over 50 μinch Ni

Maximum Assembly Process Temperature: 250°C

**11.75GHz and 14.1GHz Surface Mount Diplexer
ADP12055**

Recommended PCB Layout (unit = mil)



PCB RECOMMENDED STACKUP

Filter is matched to RF layer stackup seen below
 Dimensions are specified below in inches (not to scale)
 Board material : RO4350b
 Board material design dk : 3.66
 CPWG : 20mil trace width, 15mil gaps

