

AdvanStation-210™

RFID tag encoding station





Video

Benefits:

- Fast and effective encoding
- Easy to use, through a touch screen
- Very easy to install
- Can kill tags
- Can print tags
- Compatible with hard tags and paper tags
- Actionable data

Applications:

- Retail stores
- Distribution centers
- Libraries
- Hospitals
- Warehouses
- Factories
- Other spaces

Product overview

AdvanStation-210 is an **encoding station** for paper and hard RFID UHF tags.

AdvanStation-210 can also **kill tags** that have been encoded by error and need to be discarded, to prevent them from being read by the inventory management systems.

The screen shows information about the product that has been encoded.

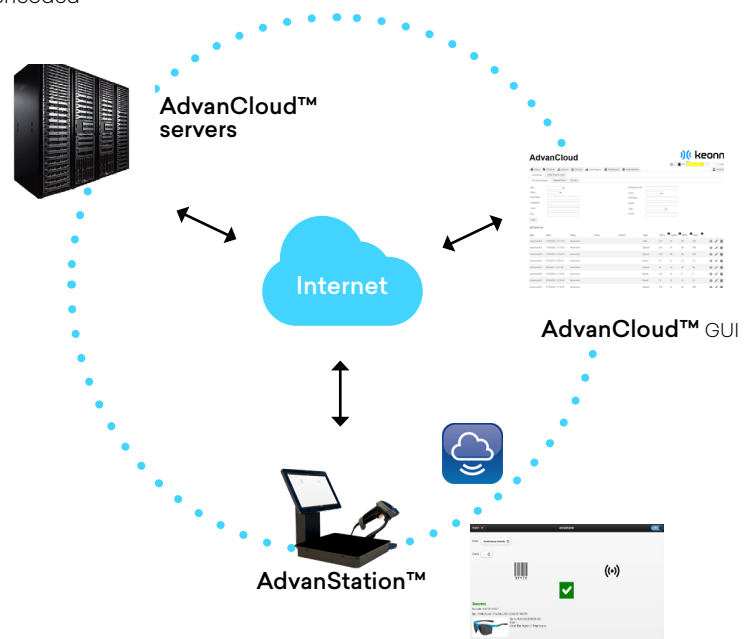
AdvanStation-210 can encode RFID tags with **password protection**. In this way, the tags can not be rewritten without the password, which increases the security of the overall application.

AdvanStation-210 **comprises:**

- RFID subsystem
- Touch screen
- Embedded computer
- Barcode scanner
- Content and cloud-based software

Process when encoding only with AdvanStation:

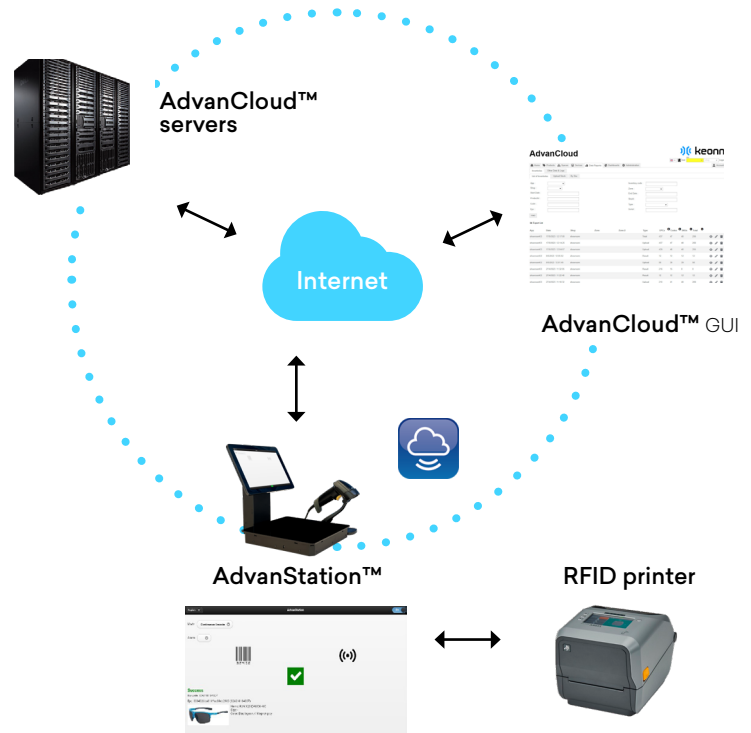
1. The user places an RFID tagged item over AdvanStation so that the RFID tag is over or near the magnet.
2. The label with the barcode printed on is read with the barcode scanner.
3. The EPC code of the RFID tag is automatically encoded.
4. The user can see in the screen the information of the product that has been encoded



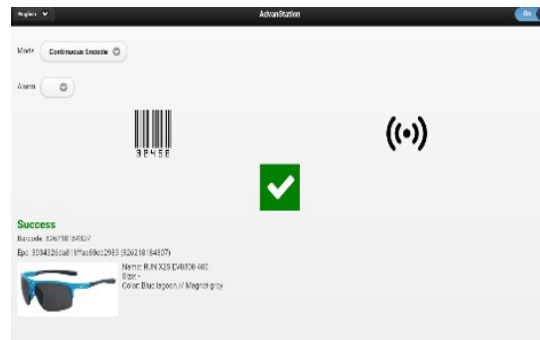
Process when encoding with AdvanStation and an RFID printer



1. The user scans the barcode with the barcode scanner
2. AdvanStation retrieves the information of the scanned item from AdvanCloud
3. AdvanStation sends this information to the RFID printer
4. The RFID tag is printed and encoded.
5. The user can see in the screen the information of the product that has been encoded



Interface

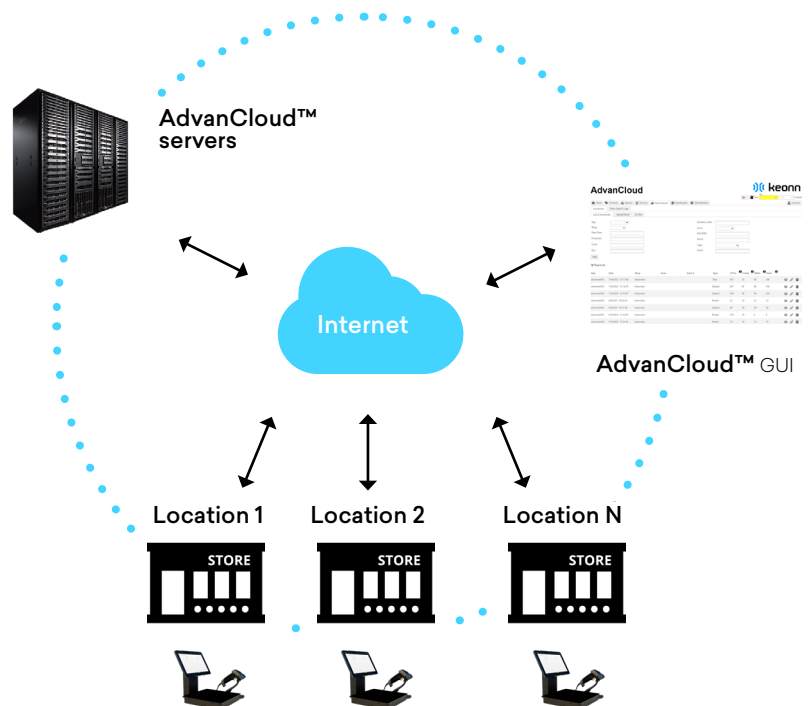


Connection to AdvanCloud

The content and user interface of AdvanStation can be updated remotely very easily, by means of the **AdvanCloud cloud-based software**.

All the events are registered and stored in AdvanCloud. This information can then be analysed for **business intelligence** purposes:

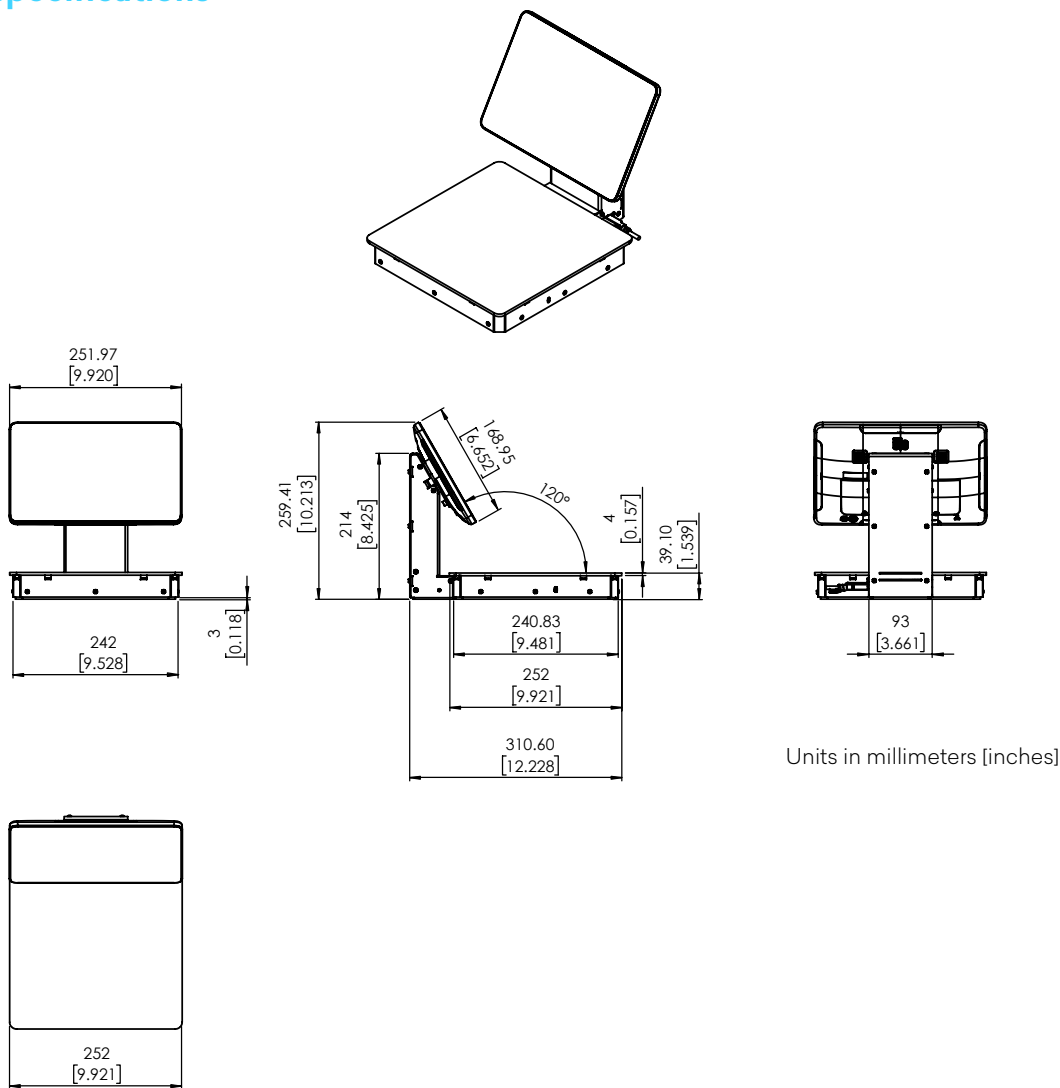
- Number of products that have been encoded
- How many days prior to expiration have the products been encoded
- Where were the products encoded
- Stock levels
- Etc.



Technical specifications

Touch screen technology	Projected capacitive
RFID bands	FCC (NA) (917.4 – 927.2) MHz FCC (NA) (917.5 – 922.5) MHz ETSI (EU) (865.6 – 867.6) MHz TRAI (India) (865 – 867) MHz KCC (Korea) (917 – 923.5) MHz MIC (Japan) (916.8 – 920.8) MHz ACMA (AU) (920 – 926) MHz NZ (New Zealand) (922 – 927.5) MHz SRRC-MII (P.R.China) (920.125 – 924.875) MHz
RFID Antenna polarization	Circularly polarized
Standard Compliance	EPCglobal Gen2 (ISO 18000-6C)
RFID Antenna gain	ETSI (EU) regions 3.2 dBiC (Typical), 3.4 dBiC (Max) 0.8 dBiL FCC (US) regions 3.4 dBiC (Typical), 3.6 dBiC (Max) 1.1 dBiL
Temperature range	0°C to +40°C
RF Power output	Programmable from 0 dBm to 27 dBm in 0.5 dBm steps
Barcode scanner	2D Barcode Scanner
Screen size	10 inches
Weight	2.2 Kg

Mechanical specifications



Product codes for ordering

ADST	-	SS	O	-	FF	-	mmm	
								SS = Screen size
		10						10 inch
								O = Options
			t					touch screen
								FF = frequency band
					EU			865,6 MHz - 867,6 MHz
					US			902,0 MHz - 928,0 Mhz
								mmm = model
							210	Model number

Examples:

ADST-10t-EU-210:

- AdvanStation
- 10" screen
- Touch screen
- Frequency band : 865,6 MHz - 867,6 MHz
- Model **210**





Copyright © Keonn Technologies S.L.
All rights reserved.

Information in this publication
supersedes all earlier versions.
Specifications subject to change
without notice.



ES France - Département Composants & Modules
127 rue de Buzenval BP 26 - 92380 Garches



Tél. 01 47 95 99 89



e-mail : comp@es-france.com
Site Web : www.es-france.com