



keonn Retail RFID
Systems

AdvanPrint™

Cloud-based RFID encoding
& printing system



ES France - Département Composants & Modules
127 rue de Buzenval BP 26 - 92380 Garches



Tél. 01 47 95 99 89



e-mail : comp@es-france.com
Site Web : www.es-france.com



Video

Benefits:

- Easy, fast and effective printing and encoding
- Connected to the cloud
- No need of a local computer nor local software
- Prints anywhere
- Convenient to manage from any location
- Plug and play

Applications:

- Retail stores
- Distribution centers
- Libraries
- Hospitals
- Warehouses
- Factories
- Other spaces

Product overview

AdvanPrint is a **cloud-based RFID encoding and printing system**, that comprises 4 elements:

- RFID printer
- AdvanScan handheld reader or a conventional computer (sold separately)
- AdvanPrint software module (installed in AdvanScan or in a computer)
- AdvanCloud cloud-based software

AdvanPrint is optimized to accurately and efficiently **print and encode labels** for multiple tracking applications.

AdvanPrint is **easy and quick** to manage from **any location around the globe** through **AdvanCloud** (cloud based software). It prints and encodes hundreds or thousands of RFID tags at retail stores, offices, distribution centers, warehouses, or other spaces.

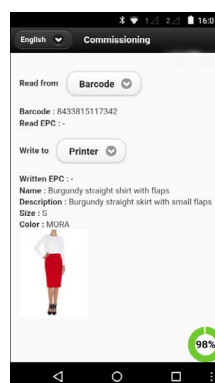
AdvanPrint offers a **complete encoding solution**.

It can be managed with the AdvanScan handheld reader, or with a conventional computer.

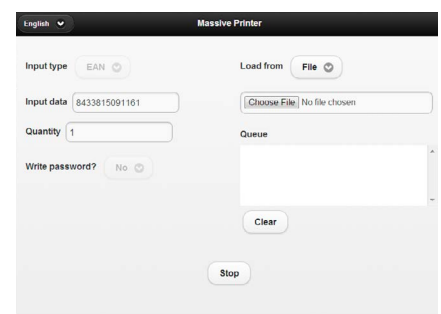
Product features

AdvanPrint is plug & play. It does not require any external computer, nor any installation. It only needs to be powered and connected to WiFi or to Ethernet, and it starts printing and encoding tags.

With AdvanScan (Android)



With a computer (Windows)



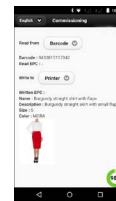
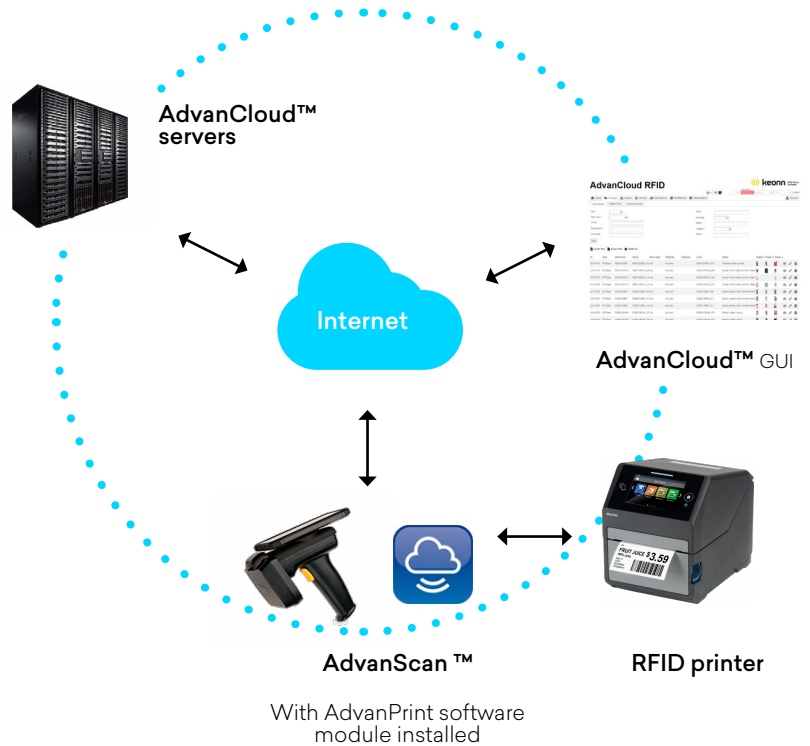
Process when managed with AdvanScan



1. The user opens the AdvanPrint software module in AdvanScan.
2. With AdvanScan, the user scans the barcode of an item, or reads the RFID tag of an item, or writes manually the code of an item.
3. AdvanScan retrieves the information of the scanned item from AdvanCloud (size, price, composition, etc.).
4. AdvanScan sends this information to the RFID printer.
5. The RFID tag is printed and encoded.
6. AdvanScan shows the information of the encoded items on its screen: name of the item, description, size, image, etc.



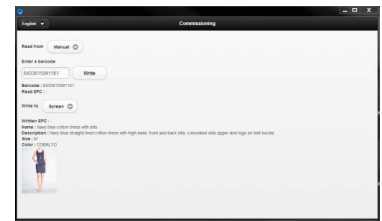
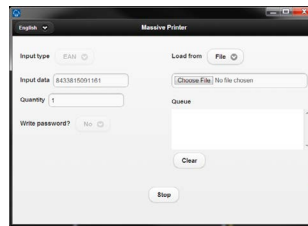
Scheme of operation when managed with AdvanScan



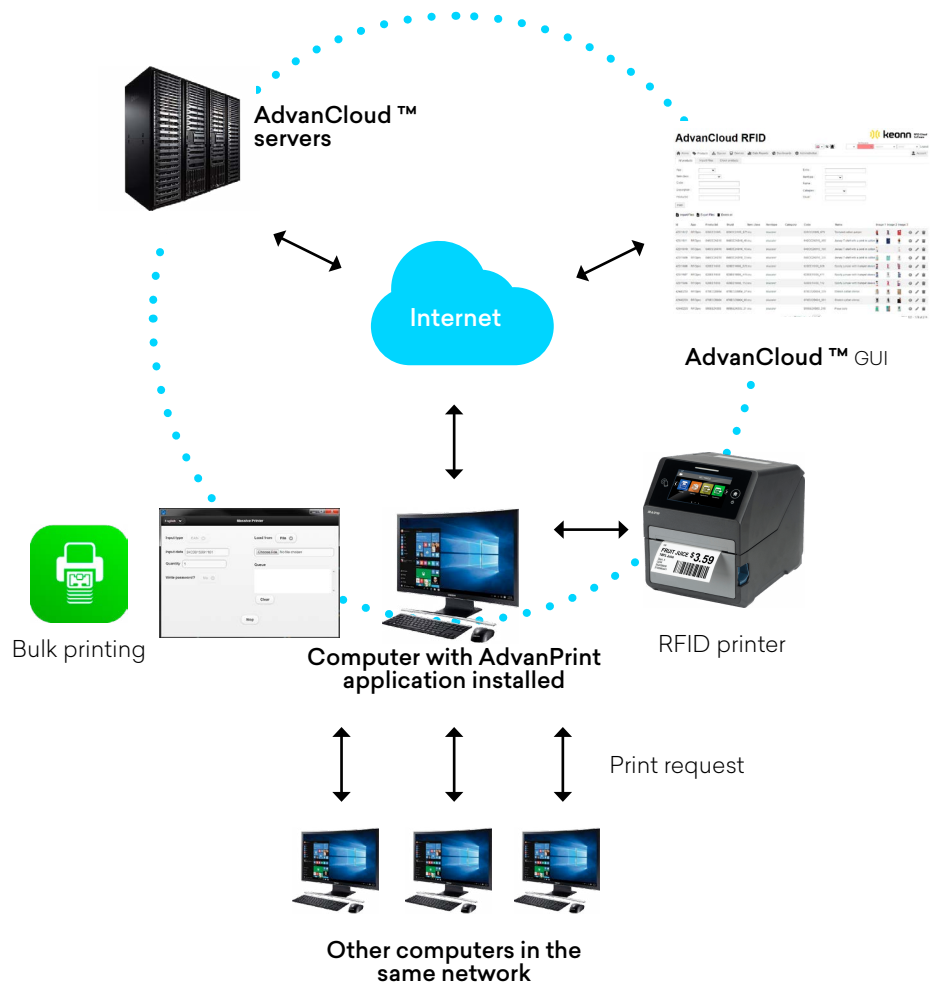
Process when managed with a computer



1. The user opens the AdvanPrint software in the computer where it is installed, or sends print commands from any other computer in the same network.
2. The user can select to print individual labels, or can print a large set of labels (by dragging the codes, by loading from a file or by loading from a URL).
3. AdvanPrint retrieves the information of the selected items from AdvanCloud (size, price, composition, etc.).
4. AdvanPrint sends this information to the RFID printer.
5. The RFID tags are printed and encoded.
6. AdvanPrint shows the information of the encoded items on its screen: name of the item, description, size, image, etc.



Scheme of operation when managed with a computer



Specifications AdvanPrint small (SATO CT4-LX)



Air Protocol Interface	EPC global UHF Gen 2 ISO/IEC18000-6 Type C
Frequency band	868 MHz - 920 MHz
Resolution	203 dpi/8 dots per mm 305 dpi/12 dots per mm
Memory	4GB Flash / 1GB RAM
Maximum Print Speed	203 mm per second
Print methods	Direct Thermal/Thermal Transfer
Connection	<p>Standard USB 2.0 (Type A, Type B), Ethernet (DHCPv4/DHCPv6), NFC</p> <p>Optional Wireless LAN Kit (Internal) Wi-Fi and Bluetooth Ver 4.1 or RS232C Option (Wi-Fi® and Wi-Fi Direct® Certified IEEE 802.11ac, Dual Band (2.4 GHz, 5 GHz))</p>
Temperature	0°C to + 40 °C
Size	238 mm x 178 mm x 8.43 mm (9.37 in x 7.0 in x 12.6 in)
Weight	3.4 kg (7.5 lbs)