


# Open Frame+ Front Bezel

## Open Frame+Front Bezel



**15"** (821520705110)



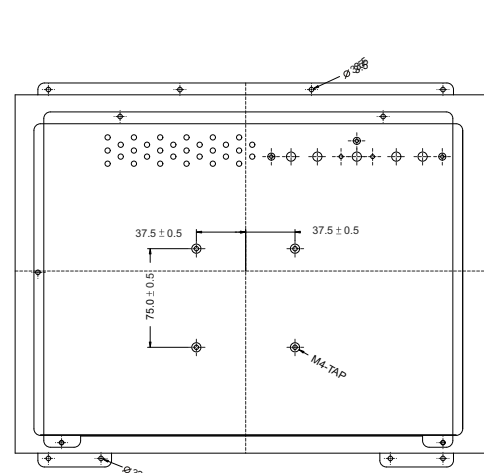
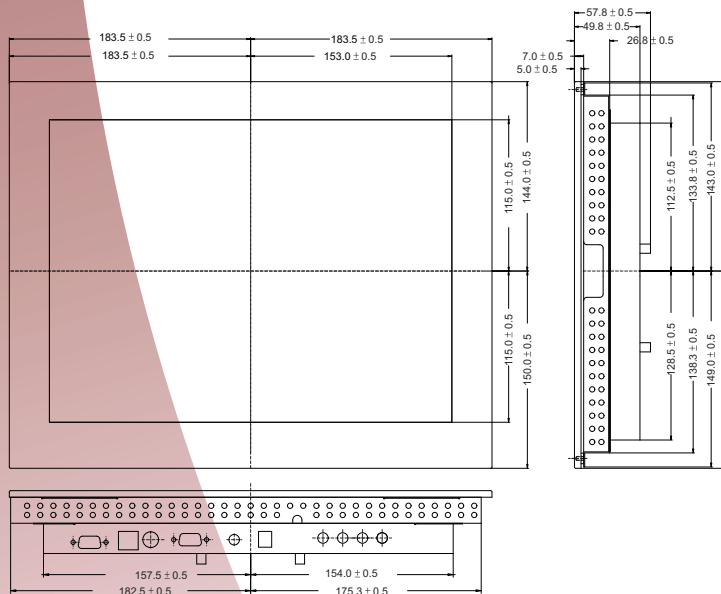
### LCD Specifications

Model Name	R15L600-OBC5
Viewable Size Image	15"
Active Display Area(mm)	304.1(H)x228.1(V)
Pixel Pitch(mm)	0.297(H)x0.297(V)
Number of Pixels	1024x768
Contrast Ratio	500:1(typ.)
Display Color	16.2M(6bit+FRC)
Brightness(cd/m <sup>2</sup> )	400(typ.)
Viewing Angle(CR>=10)	-70~70(H); -60~65(V)(typ.)
Synchronization Range Horizontal/Vertical	31.5~60.0KHz/60~75Hz
Recommended Resolution	1024x768@60Hz, 75Hz
Signal Connector	15 pin D-sub
Power Source	AC100~240V, Universal, ±10%
Power Consumption	25W typical, normal operation
Power Management	VESA DPMS Compliant
Plug & Play	VESA DDC 1/2B
Optional Video Input	S-Video, Composite
Optional DVI Input	Yes
Optional Touch Screen	Resistive, Capacitive, SAW, IR

Remarks: R15L600 series= VGAinput only

R15L630 series= VGA+Video Input

### Mechanical Drawing



UNIT:mm