

Highlights

Radio Technology

- 802.11ac - 5 GHz 3x3:3
- 802.11ac - 2.4 GHz 2x2:2
- Integrated BLE (Bluetooth Low Energy) and Zigbee Radio for location services

Wired Connectivity

- 4 Gigabit Ethernet ports that can power digital phones, IoT sensors, or cameras

Management and Analytics with ExtremeCloud[™] IQ


- Automated deployments
- Simplified network operations
- Advanced reporting and network insights

Multi-Dwelling Isolation

- Industry unique Private Client Groups provide micro-segmentation for multi-dwelling private networks without complex VLAN management

Secure Network Access

- Broad range of authentication modes for all devices from guest to IoT
- Integrated enterprise protection mechanisms including WIPS and VPN



ExtremeWireless[™] AP150W

Enterprise-grade, Indoor Wallplate, 802.11ac MU-MIMO, Wave 2 Dual-Radio 3x3:3 Access Point and Switch

Compact enterprise-class wallplate access point and switch with embedded IoT technology designed for wall or desktop mount. Ideal for use-cases such as hotel rooms, cruise ships, residential halls, or other multi-dwelling-unit deployments.

The AP150W delivers high performance wireless access, with aggregate rates of up to 1.6 Gbps, integrated Bluetooth Low Energy and ZigBee for IoT connectivity, and 4 Gigabit Ethernet ports that can power digital phones, IoT sensors, or cameras.

The AP150W provides context-based security and performance optimization especially designed for multi-dwelling environments, through an on-board stateful L2-L7 DPI firewall, advanced and customizable QoS for traffic optimization, encrypted client tunnelling, and much more.

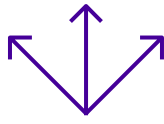


Built to Suit Your Business Needs

Extreme Elements are the building blocks that allow you to tailor your network to your specific business environment, goals, and objectives. They enable the creation of an Autonomous Network that delivers the positive experiences and business outcomes most important to your organization.

Combining architecture, automation, and artificial intelligence, Extreme Elements enable you to ensure that your users get what they need — when and where they need it. Providing these superior user experiences is as simple as mixing and matching the right elements.

Learn more at extremenetworks.com/elements.



Multi-Access Modes

Versatile in-room device delivering connectivity across multiple wired and wireless mediums including Wi-Fi, Ethernet, BLE, and ZigBee. Securely connect all of your devices from computers to cameras and games consoles through one convenient access solution.



Advanced Security

This device delivers the highest level of security services, including a fully stateful L2-L7 DPI firewall for context-based access security, Private Pre-Shared Key (PPSK) authentication, on-board RADIUS services, WIPS, VPN tunnelling, and much more.



Performance Optimization

With a performance optimized operating system, this access point works collectively with neighboring devices to fine tune overall network health for connected clients, utilizing a granular, customizable QoS engine that adjusts performance based on user, device, and application privileges.



Microsegmentation

Private Client Groups capability helps to microsegment multi-dwelling environments without complex Wi-Fi or VLAN designs. User, device, and application profiling at the edge of the network identifies and fine-tunes network access and performance based on role and privileges, ensuring secure, compliant, and high-performance wireless connectivity.



Automated Deployment

Powered by cloud networking, this access point can easily be deployed alongside thousands of others in no time at all. Extreme's management system provides granular templates and auto provisioning to enable centralized enterprise plug-and-play rollouts.



IoT-Ready

To support both IoT and guest engagement services this access point integrates Bluetooth to connect with IoT devices or engage loyalty customers with beacon services. Enterprises can use Google Eddystone to send advertisements directly to shoppers, guests, and conference attendees. This makes it ideal for businesses to advertise their app download pages, captive portals, or site-specific information.

Product Specifications

Radio Specifications

802.11a

- 5.150–5.850 GHz Operating Frequency
- Orthogonal Frequency Division Multiplexing (OFDM Modulation)
- Rates (Mbps): 54, 48, 36, 24, 18, 12, 9, 6 w/ auto fallback

802.11b

- 2.4–2.5 GHz Operating Frequency
- Direct-Sequence Spread-Spectrum (DSSS) Modulation
- Rates (Mbps): 11, 5.5, 2, 1 w/auto fallback

802.11g

- 2.4–2.5 GHz Operating Frequency
- Orthogonal Frequency Division Multiplexing (OFDM) Modulation
- 20 dBm (100 mW) Transmit Power
- Rates (Mbps): 54, 48, 36, 24, 18, 12, 9, 6 w/ auto fallback

802.11n

- 2.4–2.5 GHz & 5.150–5.850 GHz Operating Frequency
- 802.11n Modulation
- 2.4 GHz: Rates (Mbps): MCS0 - MCS15 (6.5Mbps - 300Mbps)
- 5 GHz: Rates (Mbps): MCS0 - MCS15 (6.5Mbps - 450Mbps)
- 3x3 Multiple-In, Multiple-Out (MIMO) Radio for 5 GHz
- 2x2 Multiple-In, Multiple-Out (MIMO) Radio for 2.4 GHz
- HT20 High-Throughput (HT) Support for both 2.4 GHz and 5 GHz
- HT40 High-Throughput (HT) Support for 5 GHz

802.11ac

- 5.150–5.850 GHz Operating Frequency
- 802.11ac Modulation (256-QAM)
- Rates (Mbps): MCS0–MCS9 (6.5Mbps – 1300 Mbps), NSS = 1-3
- 3x3:3 Stream Multiple-In, Multiple-Out (MIMO) Radio
- VHT20/VHT40/VHT80 support
- TxBF (Transmit Beamforming)

Power Consumption

- 802.3af Input: Typical 11.3W, Max 12.4W
- 802.3at Input: Typical 23.6W, Max 24.9W (with 12W PoE Output Load)
- 48VDC Input: Typical 26.9W, Max 28.2W (with 15.4W PoE Output Load)

Power Options

- IEEE 802.3af / 802.3at (PoE/PoE+)
 - With IEEE 802.3af PoE power, AP150W will power up and the Wi-Fi and Ethernet ports will operate in its full capacity. In this scenario, PoE budget on the down link port is not supported
- With IEEE 802.3at PoE power, AP150W will power up and the Wi-Fi and Ethernet ports will operate in its full capacity. In this scenario, the available PoE budget on the downlink port is 12W
- Power supply 48VDC, 0.75A (sold as an accessory)
 - With 48VDC input, AP150W will power up and the Wi-Fi and Ethernet ports will operate in its full capacity. In this scenario, the available PoE budget on the downlink port is 15.4W

Physical

- WxDxH: 4.2" x 1.1" x 6.9" (105.9mm x 29.2mm x 175mm)
- Weight: 0.86 lb / (0.39 kg)
- Wallplate Bracket Weight: 0.26 lb (0.1 kg)

Antennas

- 2x Integrated single band, 2.4-2.5 GHz Omnidirectional antennas
- 3 x Integrated single band, 5.1-5.8 GHz Omnidirectional antennas
- 1 x BLE internal antenna
- 1 x ZigBee internal antenna

Mounting

- Wallplate (included with the AP)
- Desk mount (sold as an accessory)
- TPM chip for added security

Environmental

- Operating: 0 to +40°C, Storage: -40 to +70°C
- Humidity: 95%

Power and Sensitivity Tables

Power - 2.4GHz

Channel	Data Rate	Power (dBm)
11b	1-11 Mbps	16
11g	6 Mbps	16
	54 Mbps	15
11n HT20	MCS0, 8, 16	14
	MCS7, 15, 23	14

Receive Sensitivity - 2.4GHz

Channel	Data Rate	Power (dBm)
11b	1 Mbps	15
	11 Mbps	15
11g	6 Mbps	15
	54 Mbps	14
11n HT20	54 Mbps	15

Power - 5GHz

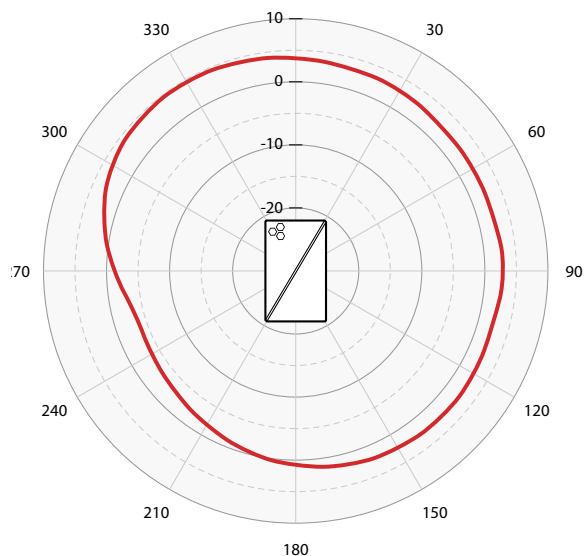
Channel	Data Rate	Power (dBm)
11b	1 Mbps	15
	11 Mbps	15
11g	6 Mbps	15
	54 Mbps	14

Receive Sensitivity - 5GHz

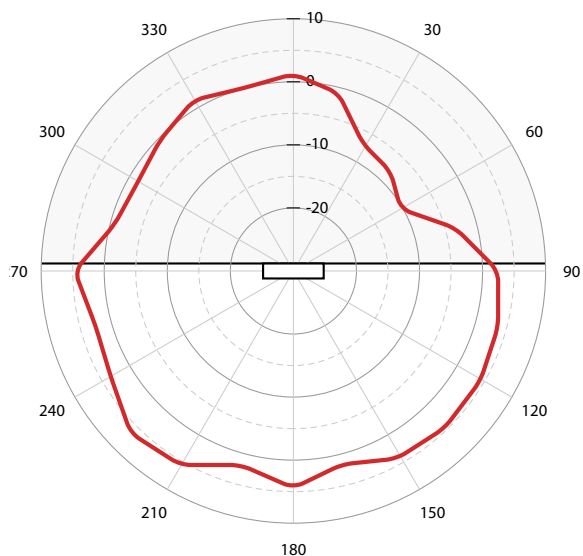
Channel	Data Rate	Power (dBm)
11a	6 Mbps	-95
	54 Mbps	-74
11ac VH20	MCS0	-94
	MCS8	-70
11ac VHT40	MCS0	-91
	MCS8	-66
11ac VHT80	MCS0	-85
	MCS8	-62

Radiation Patterns - Azimuth and Elevation

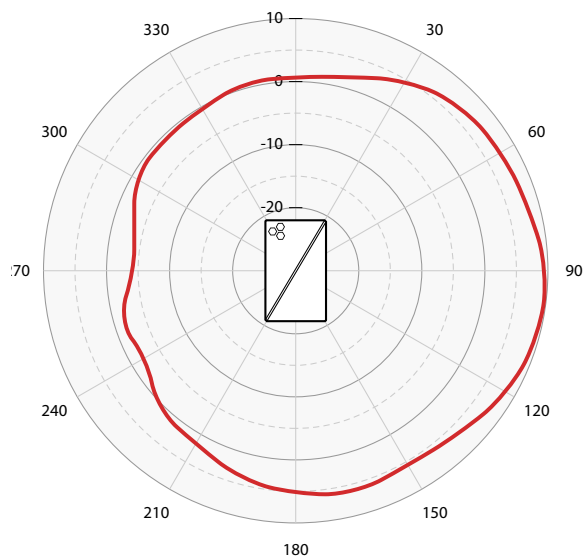
Azimuth - 2.4 GHz



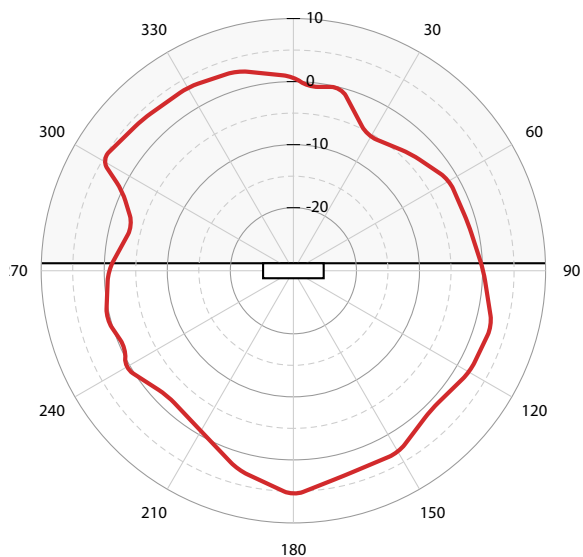
Elevation - 2.4 GHz



Azimuth - 5 GHz



Elevation - 5 GHz



Ordering Information

SKU	Description
AH-AP-150W-AC-XX	AP150W, indoor wall plate access point, 2 radio 3x3:3 802.11ac, MU-MIMO, 4 10/100/1000 Ethernet ports, BLE, POE, Includes HiveManager Connect & HiveCare Community. (Regulatory Domains available: FCC, CE, W (World), CAN (Canada))
AH-ACC-PWR-36WL6-US	36W Level 6 power supply with US power plug for AP150W
AH-ACC-PWR-36WL6-UK	36W Level 6 power supply with UK power plug for AP150W
AH-ACC-PWR-36WL6-EU	36W Level 6 power supply with EU power plug for AP150W
AH-ACC-PWR-36WL6-AU	36W Level 6 power supply with AU power plug for AP150W
AH-ACC-PWR-36WL6-KR	36W Level 6 power supply with Korea power plug for AP150W
AH-ACC-DSKSTD	Desk Mount stand for AP150W. Includes screws
AH-ACC-CBL5PK-150W	AP150W in-box accessory sold as a spare : Flat male-male Ethernet cable, 100mm. Qty 5



<http://www.extremenetworks.com/contact>

©2019 Extreme Networks, Inc. All rights reserved. Extreme Networks and the Extreme Networks logo are trademarks or registered trademarks of Extreme Networks, Inc. in the United States and/or other countries. All other names are the property of their respective owners. For additional information on Extreme Networks Trademarks please see <http://www.extremenetworks.com/company/legal/trademarks>. Specifications and product availability are subject to change without notice. 26385-1019-17

WWW.EXTREMENETWORKS.COM

6