

Keysight N9343C

Handheld Spectrum Analyzer (HSA)

13.6 GHz

Data Sheet



## Field testing just got easier

If you are making measurements in the field, the Keysight Technologies, Inc. N9343C handheld spectrum analyzer (HSA) makes your job easier. It's got the features you need for operating in tough field environments, and its measurement performance gives you confidence the job's been done right. The N9343C HSA lets you automate routine tasks to save time and ensure consistent results. Field testing just got easier with the Keysight N9343C HSA.

### Definitions and requirements

This data sheet contains specifications and supplemental information for Keysight N9343C handheld spectrum analyzer. The differences between specifications, typical performance, and nominal values are described as follows.

#### Definitions

"Specifications" describe the performance of parameters covered by the product warranty and apply to temperatures ranging from  $-10$  to  $50^{\circ}\text{C}$ , unless otherwise noted.

95th percentile values indicate the breadth of the population ( $> 2$ ) of performance tolerances expected to be met in 95% of the cases with a 95% confidence, for any ambient temperature in the range of  $20$  to  $30^{\circ}\text{C}$ . In addition to the statistical observations of a sample of instruments, these values include the effects of the uncertainties of external calibration references. These values are not warranted. These values are updated occasionally if a significant change in the statistically observed behavior of production instruments occurs.

"Typical" describes additional product performance information that is not covered by the product warranty. It is performance beyond specification that 80% of the units exhibit with a 95% confidence level over the temperature range of  $20$  to  $30^{\circ}\text{C}$ . Typical performance does not include measurement uncertainty.

"Nominal values" indicate expected performance, or describe product performance that is useful in the application of the product, but is not covered by the product warranty.

### Conditions required to meet specifications

The following conditions must be met for the analyzer to meet its specifications.

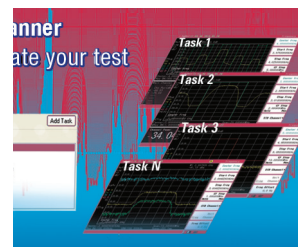
- The analyzer is within its calibration cycle.
- Under auto couple control, except when Swp Time Rule is set to Accuracy.
- Any analyzer that has been stored at a temperature range inside the allowed storage range but outside the allowed operating range must be stored at an ambient temperature within the allowed operating range for at least two hours before being turned on.
- The analyzer has been turned on at least 30 minutes.

### Certification

Keysight Technologies certifies that this product met its published specifications at the time of shipment from the factory. Keysight Technologies further certifies that its calibration measurements are traceable to the United States National Institute of Standards and Technology (NIST), to the extent allowed by the Institute's calibration facility, and to the calibration facilities of other International Standards Organization (ISO) members.

Your job just got easier:

- Get the features you need in a field-ready instrument.
- Gain confidence in your measurements with benchtop performance in a handheld instrument.
- Innovative task planner ([www.keysight.com/find/taskplanner](http://www.keysight.com/find/taskplanner)) reduces test setup time by 95%, delivers test automation and consistency, and makes it easy to capture test results, generate reports, and share task plans with others.



## Specifications

Specification		Supplemental information
<b>Frequency</b>		
Frequency range	1 MHz to 13.6 GHz (usable to 9 kHz)	AC coupled
<b>Internal 10 MHz frequency reference accuracy</b>		
Aging rate	$\pm 1$ ppm/year	
Temperature stability	$\pm 1$ ppm	Referenced to frequency reading at 25 °C. Temperature varied at max. of 2 °C per minute. Control voltage held at voltage control range midpoint
<b>Frequency readout accuracy with marker (start, stop, center, marker)</b>		
Marker resolution	(frequency span)/(sweep points - 1)	
Uncertainty	$\pm$ (frequency indication $\times$ frequency reference uncertainty + 1% $\times$ span + 20% $\times$ resolution bandwidth + marker resolution + 1 Hz)	Frequency reference uncertainty = (aging rate $\times$ period of time since adjustment + temperature stability)
<b>Marker frequency counter</b>		
Resolution	1 Hz	
Accuracy	$\pm$ (marker frequency $\times$ frequency reference uncertainty + counter resolution)	RBW/span $\geq 0.02$ ; marker level to displayed noise level $> 25$ dB; frequency offset 0 Hz
<b>Frequency span</b>		
Range	0 Hz (zero span), 100 Hz to 13.6 GHz	
Resolution	1 Hz	
Accuracy	$\pm$ (0.22% $\times$ span + span/(sweep points - 1))	Nominal
<b>SSB phase noise</b>		
Carrier offset	30 kHz	$< -86$ dBc/Hz, typical $-89$ dBc/Hz
	100 kHz	$< -97$ dBc/Hz, typical $-99$ dBc/Hz
	1 MHz	$< -115$ dBc/Hz, typical $-119$ dBc/Hz
<b>Resolution bandwidth (RBW)</b>		
-3 dB bandwidth	10 Hz to 3 MHz	1-3-10 sequence
Accuracy	$\pm 5\%$ , RBW = 10 Hz to 1 MHz	Nominal
	$\pm 10\%$ , RBW = 3 MHz	
Resolution filter shape factor	$< 5:1$	Nominal; 60 dB/3 dB bandwidth ratio; digital, Gaussian-like
EMI bandwidth (CISPR compliant)	200 Hz, 9 kHz, 120 kHz, 1 MHz	Option EMC required
Accuracy	$\pm 10\%$ nominal	
Resolution filter shape factor	$< 5:1$ nominal	-60 dB/-6 dB bandwidth ratio
<b>Video bandwidth (VBW)</b>		
-3 dB bandwidth	1 Hz to 3 MHz	1-3-10 sequence
Accuracy	$\pm 10\%$ , VBW = 1 Hz to 1 MHz	Nominal

## Specifications (continued)

Amplitude specifications		Supplemental information	
Measurement range			
1 to 500 MHz	Displayed average noise level (DANL) to +10 dBm	Preamp off	
500 MHz to 13.6 GHz	Displayed average noise level (DANL) to +20 dBm		
Input attenuator range	0 to 50 dB, in 5 dB steps		
Maximum safe input level			
Average continuous power	+30 dBm, 3 minutes maximum	Input attenuator setting $\geq 20$ dB, 1 MHz to 13.6 GHz	
DC voltage	$\pm 50$ VDC maximum		
Displayed average noise level <sup>1</sup>			
Preamp off	Normalized to 1 Hz	Minimum RBW	
1 to 10 MHz	-125 dBm, typical -140 dBm	-115 dBm, typical -130 dBm	Reference level $\leq -50$ dBm
10 MHz to 3 GHz	-137 dBm, typical -142 dBm	-127 dBm, typical -132 dBm	
3 to 7 GHz	-135 dBm, typical -140 dBm	-125 dBm, typical -130 dBm	
7 to 10 GHz	-139 dBm, typical -142 dBm	-129 dBm, typical -132 dBm	
10 to 13.6 GHz	-137 dBm, typical -140 dBm	-127 dBm, typical -130 dBm	
Preamp on			
1 to 10 MHz	-140 dBm, typical -156 dBm	-130 dBm, typical -146 dBm	Reference level $\leq -70$ dBm
10 MHz to 3 GHz	-150 dBm, typical -154 dBm	-140 dBm, typical -144 dBm	
3 to 6 GHz	-145 dBm, typical -150 dBm	-135 dBm, typical -140 dBm	
6 to 13.6 GHz	-151 dBm, typical -155 dBm	-141 dBm, typical -145 dBm	
Level display range			
Log scale	10 to 100 dB, 10 divisions displayed, 1, 2, 5, 10 dB/division		
Linear scale	0 to 100%, 10 divisions displayed		
Scale units	dBm, dBmV, dB $\mu$ V, W, V, dBmV EMF, dB $\mu$ V EMF, V EMF		
Sweep (trace) points	461		
Number of markers	6		
Marker functions	Normal, frequency counter, noise marker, band power and AM/FM demod (tune and listen)		
and listen)	Log scale	0.01 dB	
	Linear scale	$\leq 1\%$ of signal level	
Detectors	Normal, positive peak, sample, negative peak, average (video, RMS, voltage), quasi-peak (option EMC required)		
Number of traces	4		

1. RMS detector, trace averaging  $> 40$ , 0 dB input attenuation, input terminated 50  $\Omega$ , 1 kHz resolution bandwidth, 20 to 30 °C.

## Specifications (continued)

Amplitude specifications (continued)			Supplemental information	
Level display range (continued)				
Trace functions		Clear/write, maximum hold, minimum hold, average		
Level measurement error	1 MHz to 7 GHz	Excluding input VSWR mismatch ± 1.3 dB		
	7 to 13.6 GHz	± 1.6 dB		
<div>– 20 to 30 °C, 30 to 70% RH, peak detector, preamp off, input signal –50 to 0 dBm, 95% percentile</div> <div>– Swp Time Rule is set to Accuracy</div> <div>– Adds ± 0.3 dB when Swp Time Rule is set to Speed</div> <div>– Adds ±0.3 dB with 5-minute warm-up</div>				
Reference level <sup>2</sup>				
Setting range		–100 to +30 dBm	Steps of 1 dB	
Setting resolution	Log scale	0.01 dB		
	Linear scale	Same as log (2.236 µV to 7.07 V)		
Accuracy		0		
RF input VSWR (at tuned frequency)				
10 MHz to 3 GHz	1 MHz to 7 GHz	< 1.5:1		
	7 to 13.6 GHz	< 2:1		
Nominal, ≥ 10 dB attenuation				
Spurious response				
Second harmonic distortion		< –65 dBc, typical < –70 dBc, 50 MHz to 7 GHz	Mixer signal level at –30 dBm, input attenuation dB, preamp off, 20 to 30 °C	
		< –80 dBc, typical < –90 dBc, 7 to 13.6 GHz		
Third order intermodulation distortion (third order intercept)		5-min warm-up	30-min warm-up	Two –20 dBm tones at input mixer, spaced by 100 kHz, input attenuation 0 dB, preamp off, reference level ≥ –30 dBm, 20 to 30 °C
	50 to 300 MHz	+6.5 dBm, typical +7.5 dBm	+8 dBm, typical +9 dBm	
	300 MHz to 8 GHz	+7.5 dBm, typical +9.5 dBm	+9 dBm, typical +11 dBm	
	8 to 13.6 GHz	+8.5 dBm, typical +10.5 dBm	+10 dBm, typical +12 dBm	
Input related spurious		< –59 dBc, typical < –69 dBc	< –60 dBc, typical < –70 dBc	<div>– –30 dBm signal at input mixer, span &lt; 2.9 GHz</div> <div>– Exception: –55 dBc (2 x F1 = center frequency –5,890 MHz, 7 GHz &lt; center frequency &lt; 10 GHz, with F1 input frequency)</div>
Inherent residual response	1 MHz to 7 GHz	< –93.5 dBm, typical –108.5 dBm	< –95 dBm, typical –110 dBm	Input terminated and 0 dB RF attenuation, preamplifier off
	7 GHz to 13.6 GHz	< –83.5 dBm, typical –91.5 dBm	< –85 dBm, typical –93 dBm	

2. Reference level only affects the display not the measurement, so trace data markers do not cause additional errors in measurement results.

## Specifications (continued)

Sweep specifications		Supplemental information
Sweep time		
Range	2 ms to 1000 s	Span ≥ 100 Hz
	600 ns to 200 s	Span = 0 Hz (zero span)
Sweep mode	Continuous, single	
Sweep time rule	Accuracy, speed	
Trigger source	Free run, video, external, RF burst	
Trigger slope	Selectable positive or negative edge	
Trigger delay	± 12 ms to ± 12 s	Nominal, span = 0 Hz (zero span)
Front panel input/output		Supplemental information
RF input		
Connector and impedance	Type-N female, 50 Ω	Nominal
10 MHz reference/external trigger input		
Reference input frequency	10 MHz	
Reference input amplitude	0 to +10 dBm	
Trigger voltage	5 V TTL level	Nominal
Connector	BNC female, 50 Ω	Nominal
Probe power		
Voltage/current	+15 Vdc, ± 7% at 0 to 150 mA (nominal)	
	−12.6 Vdc, ± 10% at 0 to 150 mA (nominal)	
	GND	
Connectivity		
USB host	USB Type-A female, compatible with USB 2.0 full speed	
USB device	USB Type-mini AB female, compatible with USB 2.0 full speed	
LAN	RJ-45, 10 Base-T	
General specifications		Supplemental information
Display		
Resolution	640 pixels x 480 pixels	
Size and type	170 mm (6.5 in) TFT color display	
Internal memory		
System memory	64 MB	For system use. Not user accessible
User memory	64 MB	User accessible. Able to store about 14,000 traces
Languages		
On-screen GUI	English, Simplified Chinese, Traditional Chinese, French, German, Italian, Japanese, Korean, Russian, Spanish, Portuguese	

## Specifications (continued)

General specifications (continued)		Supplemental information
Power requirements and calibration		
Adaptor voltage	100 to 240 V AC, 50 to 60 Hz	Auto-ranging
	15 V DC, 5.3 A, 80 W max	
Power consumption	16 W	Typical
Battery operating time (fully charged battery)	3.5 hours	Tracking generator off, preamplifier on
	3 hours	Tracking generator on, preamplifier on
Charging time	3 hours	
Life time	300 to 500 charge cycles	
Warm-up time	5 minutes	
Calibration cycle	One year	
Environmental and size		
Temperature range	–10 to +50 °C	Operating (battery: 0 to 50 °C)
	–40 to +70 °C	Storage (battery: –20 to 50 °C)
Altitude	9,144 meters (30,000 feet)	Operating with battery
	3,000 meters (9,840 feet)	Operating with AC to DC adapter
	15,240 meters (50,000 feet)	Non-operating
	< 95%	
Weight	3.2 kg (7 lbs)	Net (shipping) approximately, 3.6 kg (7.9 lbs) with battery
Dimensions	318 mm × 207 mm × 69 mm (12.5 in × 8.15 in × 2.7 in)	Approximately (W × H × D)
Option specifications		Supplemental information
Channel scanner (Option SCN)		
Scan modes	Top N, bottom N, and list	
Channels displayed	1 to 20	
Display orientation	Vertical	Number of channels ≤ 5
	Horizontal	Number of channels > 5
Chart	Bar chart, and time chart	
Log file	.CSV and .KML	
Radio standards	Pre-defined and user-defined. Pre-defined standards include the major wireless communication standards such as GSM, CDMA, W-CDMA, LTE, WiMAX, etc.	
Spectrum monitor (Option SIM)		
Display modes	Spectrogram	
	Spectrum trace	
	Combination of spectrogram and spectrum trace in one screen	
RF preamplifier (Option P13)		
Frequency range	1 MHz to 13.6 GHz	
Gain	15 dB	Nominal
Tracking generator (Option TG7)		
Frequency range	5 MHz to 7 GHz	
Output level	0 to –20 dBm	1 dB steps
VSWR	< 2.0:1	Nominal
Connector and impedance	Type-N female, 50 Ω	



## Specifications (continued)

Option specifications (continued)		Supplemental information
<b>AM/FM modulation analysis (Option AMA)</b>		
Frequency range	10 MHz to 13.6 GHz	
Carrier power accuracy	< 7 GHz, $\pm 1.5$ dB	Nominal
	7 to 13.6 GHz, $\pm 1.8$ dB	Nominal
Carrier power range	-30 to +10 dBm	1 to 500 MHz
	-30 to +20 dBm	500 MHz to 13.6 GHz
Carrier power displayed resolution	0.01 dBm	
<b>AM measurement</b>		
Modulation rate	20 Hz to 100 kHz	
Accuracy	1 Hz	Nominal (modulation rate < 1 kHz)
	< 0.1% modulation rate	Nominal (modulation rate > 1 kHz)
Depth	5 to 95%	
Accuracy	$\pm 4\%$	Nominal
<b>FM measurement</b>		
Modulation rate	20 Hz to 200 kHz	
Accuracy	1 Hz	Nominal (modulation rate < 1 kHz)
	< 0.1% modulation rate	Nominal (modulation rate > 1 kHz)
Depth	20 Hz to 400 kHz	
Accuracy	$\pm 4\%$	Nominal
<b>ASK/FSK modulation analysis (Option DMA)</b>		
Frequency range	2.5 MHz to 6 GHz	
Carrier power accuracy	$\pm 2$ dB	Nominal
Carrier power range	-30 to +20 dBm	Nominal
Carrier power displayed resolution	0.01 dBm	
<b>ASK measurement</b>		
Symbol rate range	100 Hz to 100 kHz	
Modulation depth/index	5 to 95%	
Accuracy	$\pm 4\%$	Nominal
Displayed resolution	0.1%	
<b>FSK measurement</b>		
FSK deviation	100 Hz to 400 kHz	
Symbol rate range	100 Hz to 20 kHz	$1 \leq B \leq 20$
	20 to 50 kHz	$1 \leq B \leq 8$
	50 to 100 kHz	$1 \leq B \leq 4$
Accuracy	$\pm 4\%$	Nominal
Displayed resolution	0.01 Hz	
<b>Time-gated spectrum analysis (Option TMG)</b>		
<b>Gated sweep</b>		
Span range	Any span	
RBW range	$> 1$ kHz	VBW is fixed and equal to RBW <sup>3</sup>
Gate delay range	12 $\mu$ s to 10 s	200 ns resolution
Gate length range	84 $\mu$ s to 10 s	200 ns resolution

\* B is the ratio of frequency deviation to symbol rate (deviation/rate).



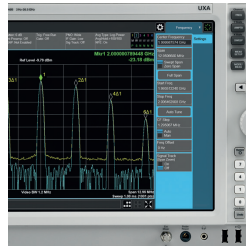

## Specifications (continued)

Option specifications (continued)		Supplemental information
Time-gated spectrum analysis (Option TMG) (continued)		
Gated sweep (continued)		
Gate sources	External	
	RF burst	
	Periodic timer	<ul style="list-style-type: none"><li>– Sync sources include free, external, and RF burst</li><li>– Period: 0 to 20.0 s (It should be greater than gate delay plus gate length)</li><li>– Offset: –5 to +5 s</li></ul>
RF Burst		
Level range		–60 to –20 dBm plus attenuation (nominal)
Bandwidth (–10 dB)		8 MHz (nominal)
Frequency limitations		If the start or center frequency is too close to zero, LO feedthrough can degrade or prevent triggering. How close is too close depends on the bandwidth.
Built-in GPS receiver and GPS antenna (Option GPS)		
GPS information tagging	Longitude, latitude, and altitude	
GPS antenna	Built-in	
Frequency accuracy with GPS on	± 50 ppb	
External GPS antenna connector	SMA-F	External GPS antenna, N934xC-GPA, is offered as an optional accessory
USB peak and average power sensor support (Option PWP)		
Power sensor supported	Keysight U2020 X-series USB peak and average power sensor	
Frequency range	50 MHz to 40 GHz	Sensor dependent
Peak power dynamic range	–30 to +20 dBm	
USB average power sensor support (Option PWM)		
Power sensor supported	Keysight U2000 Series USB power sensor	
Frequency range	9 kHz to 24 GHz	Sensor dependent
Dynamic range	–60 to +44 dBm	Sensor dependent
Security features (Option SEC)		
Security erase method	Erase the entire user flash memory by writing single character “1” over all memory locations	Non-recoverable
Port control	Disable/enable LAN port or USB port	
Task planner for test automation (Option TPN)		
Task plan execution mode	Auto, manual, and manual if fail	
Task plan file	.TPN	Complementary task plan editor is available with HSA PC software
Number of tasks	Maximum 20 in a single .TPN file	
Measurements supported	Regular spectrum analysis and power suite (channel power, ACPR, and OBW)	

Visit [www.keysight.com/find/taskplanner](http://www.keysight.com/find/taskplanner) for more information.

## From Hewlett-Packard through Agilent to Keysight

For more than 75 years, we've been helping you unlock measurement insights. Our unique combination of hardware, software and people can help you reach your next breakthrough. **Unlocking measurement insights since 1939.**



For more information on Keysight Technologies' products, applications or services, please contact your local Keysight office. The complete list is available at: [www.keysight.com/find/contactus](http://www.keysight.com/find/contactus)

### Americas

Canada	(877) 894 4414
Brazil	55 11 3351 7010
Mexico	001 800 254 2440
United States	(800) 829 4444

### Asia Pacific

Australia	1 800 629 485
China	800 810 0189
Hong Kong	800 938 693
India	1 800 11 2626
Japan	0120 (421) 345
Korea	080 769 0800
Malaysia	1 800 888 848
Singapore	1 800 375 8100
Taiwan	0800 047 866
Other AP Countries	(65) 6375 8100

### Europe & Middle East

Austria	0800 001122
Belgium	0800 58580
Finland	0800 523252
France	0805 980333
Germany	0800 6270999
Ireland	1800 832700
Israel	1 809 343051
Italy	800 599100
Luxembourg	+32 800 58580
Netherlands	0800 0233200
Russia	8800 5009286
Spain	800 000154
Sweden	0200 882255
Switzerland	0800 805353
	Opt. 1 (DE)
	Opt. 2 (FR)
	Opt. 3 (IT)
United Kingdom	0800 0260637

### myKeysight

#### myKeysight

[www.keysight.com/find/mykeysight](http://www.keysight.com/find/mykeysight)

A personalized view into the information most relevant to you.

#### Three-Year Warranty

[www.keysight.com/find/ThreeYearWarranty](http://www.keysight.com/find/ThreeYearWarranty)

Keysight's commitment to superior product quality and lower total cost of ownership. The only test and measurement company with three-year warranty standard on all instruments, worldwide.

#### Keysight Assurance Plans

[www.keysight.com/find/AssurancePlans](http://www.keysight.com/find/AssurancePlans)

Up to five years of protection and no budgetary surprises to ensure your instruments are operating to specification so you can rely on accurate measurements.

[www.keysight.com/go/quality](http://www.keysight.com/go/quality)

Keysight Technologies, Inc.

DEKRA Certified ISO 9001:2008

Quality Management System

#### Keysight Channel Partners

[www.keysight.com/find/channelpartners](http://www.keysight.com/find/channelpartners)

Get the best of both worlds: Keysight's measurement expertise and product breadth, combined with channel partner convenience.

