


- High Density Single-Slot 3U PXI 2-Pole Matrix With 256 Crosspoints
- 64x4 Matrix Configuration
- Maximum Current 2A Hot or Cold Switching
- Switch up to 300VDC/250VAC and up to 60W Max Power
- Uses Gold-Plated Contact Electro-mechanical 2-Pole Relays
- VISA, IVI & Kernel Drivers Supplied for Windows
- Supported by PXI or LXI Chassis
- Supported by *BIRST™* and *eBIRST™* Test Tools
- 3 Year Warranty



The 40-583 is a 256 crosspoint PXI matrix with dual pole switching. It is configured as a 64x4 matrix using 2-pole electro-mechanical relays with 2A current handling.

The module is designed for switching medium voltage and power signals, typical applications include signal routing in ATE and data acquisition systems. The user signal connections are via a 160-pin DIN connector that is fully supported by our wide range of cable and connector accessories.

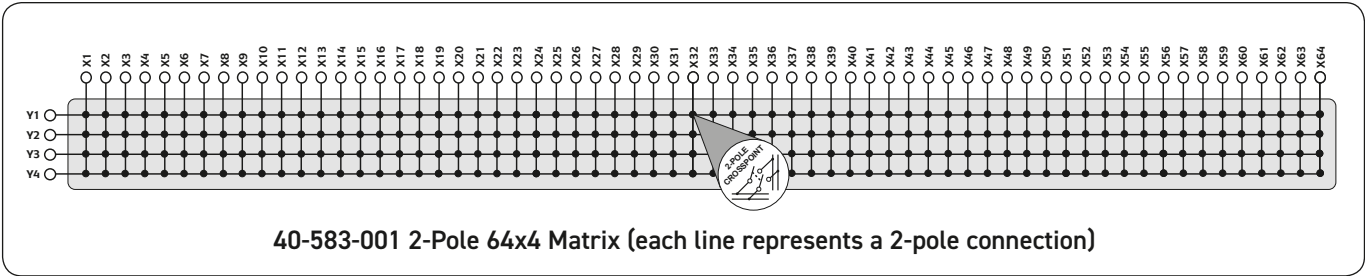
Built-In Relay Self-Test - *BIRST*

The *BIRST* facility provides a quick and simple way of finding relay failures within the module. No test equipment is required, simply disconnect the UUT from the BRIC's connectors, launch the *BIRST* application and the tool will run a diagnostic test that will find all relays with faulty contacts.

Supported by *eBIRST*

In addition to *BIRST*, these modules are also supported by our *eBIRST* test tools. These tools simplify switching system fault-finding by quickly testing the system and graphically identifying the faulty relay.

Pickering's Range of 256 Crosspoint 2 Amp PXI Matrix Modules			
Matrix Size	Poles	Max Current	Model No.
64x4	2	2 Amp	40-583-001
32x8	2	2 Amp	40-580-001
16x16			40-582-001
128x2	1	2 Amp	40-584-001
64x4			40-585A-001
32x8			40-586A-001
16x16			40-587A-001



Switching Specification

Switch Type:	Electro-mechanical
Contact Type:	Palladium-Ruthenium, Gold plated, bifurcated
Max Switch Voltage:	300VDC/250VAC*
Max Power:	60W/62.5VA
Max Switch Current:	2A
Max Continuous Carry Current:	2A
Max Pulsed Carry Current Example (for a single switch path):	6A for 100ms (up to 10% duty cycle)
Initial On Path Resistance:	<500mΩ (250mΩ typical)
Off Path Resistance:	>10 ⁹ Ω
Differential Thermal Offset:	<5μV
Max Number of Simultaneously Closed Crosspoints:	100
Typical Operate Time:	3ms
Expected Life (Operations)	
Very low power load:	>1x10 ⁸
Low power load:	>1.5x10 ⁷ (0.1A 20VDC)
Medium power load:	>5x10 ⁶ (1A 30VDC)
Full power load:	>1x10 ⁵ (2A 30VDC)

* For full voltage rating, signal sources to be switched must be fully isolated from mains supply and safety earth.

RF Specification

Bandwidth (-3dB):	14MHz
Crosstalk (typical):	10kHz: -70dB 100kHz: -60dB 1MHz: -40dB 10MHz: -20dB
Isolation (typical):	10kHz: 80dB 100kHz: 60dB 1MHz: 40dB 10MHz: 25dB

Power Requirements

+3.3V	+5V	+12V	-12V
400mA	1.1A	40mA	0

Mechanical Characteristics

Single slot 3U PXI (CompactPCI card).

Module weight: 410g.

3D models for all versions in a variety of popular file formats are available on request.

Connectors

PXI bus via 32-bit P1/J1 backplane connector.

Signals via front panel 160-pin male DIN 41612 connector, for pin outs please refer to the operating manual.

Operating/Storage Conditions

Operating Conditions

Operating Temperature:	0°C to +55°C
Humidity:	Up to 90% non-condensing
Altitude:	5000m

Storage and Transport Conditions

Storage Temperature:	-20°C to +75°C
Humidity:	Up to 90% non-condensing
Altitude:	15000m

PXI & CompactPCI Compliance

The module is compliant with the PXI Specification 2.2. Local Bus, Trigger Bus and Star Trigger are not implemented.

Uses a 33MHz 32-bit backplane interface.

Safety & CE Compliance

All modules are fully CE compliant and meet applicable EU directives: Low-voltage safety EN61010-1:2010, EMC Immunity EN61326-1:2013, Emissions EN55011:2009+A1:2010.

Product Order Codes

64x4 Matrix Module, 2-pole (2A, 60W)	40-583-001
---	-------------------

Product Customization

Pickering PXI modules are designed and manufactured on our own flexible manufacturing lines, giving complete product control and enabling simple customization to meet very specific requirements.

Customization can include:

- Alternative relay types
- Mixture of relay types
- Alternative number of relays
- Different performance specifications

All customized products are given a unique part number, fully documented and may be ordered at any time in the future. Please contact your local sales office to discuss.

Support Products

eBIRST Switching System Test Tool

This product is supported by the eBIRST test tools which simplify the identification of failed relays, the required eBIRST tools are below.

Product	Test Tool	Adaptor	Termination
40-583-001	93-002-001	93-002-410	93-002-101

Spare Relay Kits

Kits of replacement relays are available for the majority of Pickering's PXI switching products, simplifying servicing and reducing down-time.

Product	Relay Kit
40-583	91-100-001

For further assistance, please contact your local Pickering sales office.

Mating Connectors & Cabling

For connection accessories for the 40-583 module please refer to the [90-001D](#) 160-pin DIN 41612 Connector Accessories data sheets where a complete list and documentation can be found for accessories, or refer to the Connection Solutions catalog.

Chassis Compatibility

This PXI module must be used in a suitable chassis. It is compatible with the following chassis types:

- All chassis conforming to the 3U PXI and 3U Compact PCI (cPCI) specification
- Legacy and Hybrid Peripheral slots in a 3U PXI Express (PXIe) chassis
- Pickering Interfaces LXI or LXI/USB Modular Chassis



Chassis Selection Guide

Standard PXI or hybrid PXIe Chassis from any Vendor:

- Mix our 1000+ PXI switching & simulation modules with any vendor's PXI instrumentation
- Embedded or remote Windows PC control
- Real-time Operating System Support
- High data bandwidths, especially with PXI Express
- Integrated module timing and synchronization




Pickering LXI or LXI/USB Modular Chassis—only accept our 1000+ PXI Switching & Simulation Modules:

- Ethernet or USB control enables remote operation
- Low-cost control from practically any controller
- LXI provides manual control via Web browsers
- Driverless software support
- Power sequencing immunity
- Ethernet provides chassis/controller voltage isolation
- Independence from Windows operating system



Connectivity Solutions


We provide a full range of supporting cable and connector solutions for all our switching products—20 connector families with 1200+ products. We offer everything from simple mating connectors to complex cables assemblies and terminal blocks. All assemblies are manufactured by Pickering and are guaranteed to mechanically and electrically mate to our modules.



Connectors & Backshells



Multiwire Cable Assemblies



RF Cable Assemblies



Connector Blocks

We also offer customized cabling and have a free online Cable Design Tool that can be used to create custom cable solutions for many applications.

Mass Interconnect

We recommend the use of a mass interconnect solution when an Interchangeable Test Adapter (ITA) is required for a PXI or LXI based test system. Our modules are fully supported by both Virginia Panel and MacPanel.

Pickering Reed Relays

We are the only switch provider with in-house reed relay manufacturing capability via our sister company, Pickering Electronics. These instrument grade reed relays feature **SoftCenter®** technology, ensuring long service life and repeatable contact performance



Programming

Pickering provide kernel, IVI and VISA (NI & Keysight) drivers which are compatible with all Microsoft supported versions of Windows and popular older versions.

The VISA driver is also compatible with Real-Time Operating Systems such as LabVIEW RT. For other RTOS support contact Pickering. These drivers may be used with a variety of programming environments and applications including:

- **Pickering Interfaces Switch Path Manager**
- **National Instruments** products (LabVIEW, LabWindows/CVI, Switch Executive, MAX, TestStand, VeriStand, etc.)
- **Microsoft Visual Studio** products (Visual Basic, Visual C++)
- **Keysight** VEE
- **Mathworks** Matlab
- **Marvin** ATEasy
- **MTQ Testsolutions** Tecap Test & Measurement Suite

Drivers for popular Linux distributions are available, other environments are also supported, please contact Pickering with specific enquiries.

We provide Soft Front Panels (SFPs) for our products for familiarity and manual control, as well as comprehensive documentation and example programs to help you develop test routines with ease.

Signal Routing Software

Our signal routing software, Switch Path Manager, automatically selects and energizes switch paths through Pickering switching systems. Signal routing is performed by simply defining test system endpoints to be connected together, greatly accelerating Test System software development.



Diagnostic Relay Test Tools

eBIRST Switching System Test Tools are designed specifically for our PXI, PCI or LXI products, these tools simplify switching system fault-finding by quickly testing the system and graphically identifying the faulty relay.



Three Year Warranty & Guaranteed Long-Term Support

All standard products manufactured by Pickering Interfaces are warranted against defective materials and workmanship for a period of three years from the date of delivery to the original purchaser. Extended warranty and service agreements are available for all our modules and systems with various levels to suit your requirements. Although we offer a 3-year warranty as standard, we also include guaranteed long-term support—with a history of supporting our products for typically 15-20 years.

Available Product Resources

We have a large library of product resources including success stories, product and support videos, articles, as well as complete product catalogs and product reference maps to assist when looking for the switching, simulation and cable and connector solutions you need. We have also published handy reference books for the PXI and LXI standards.

